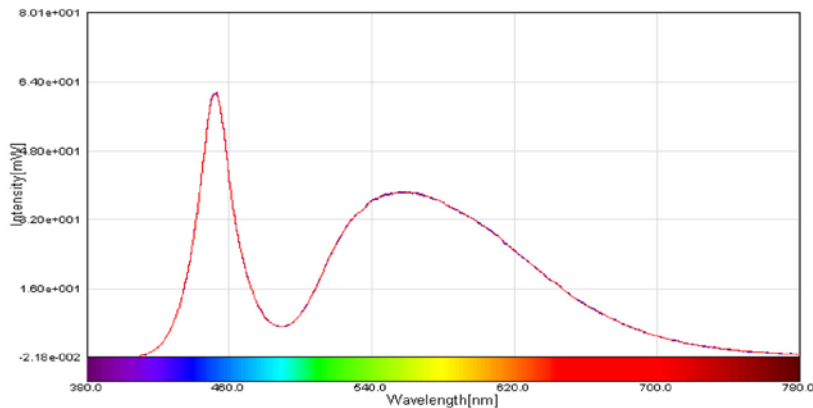
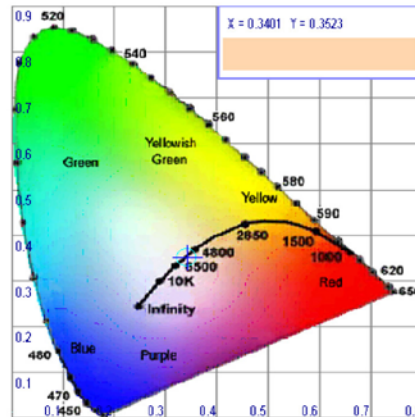


LED Optical and Electrical Test Report(OPI-1000) Page 1/2

■ Overlay Spectrum Graph



■ CIE Color Graph



■ Test Data

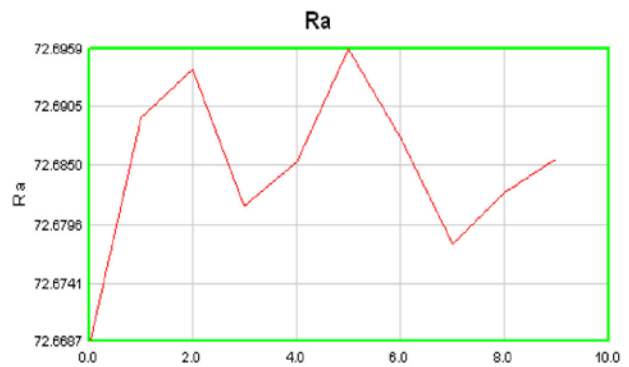
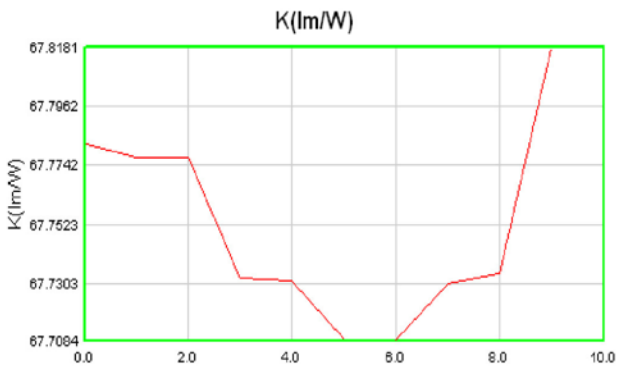
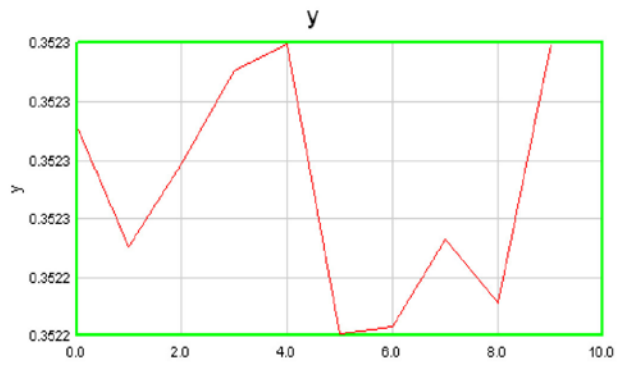
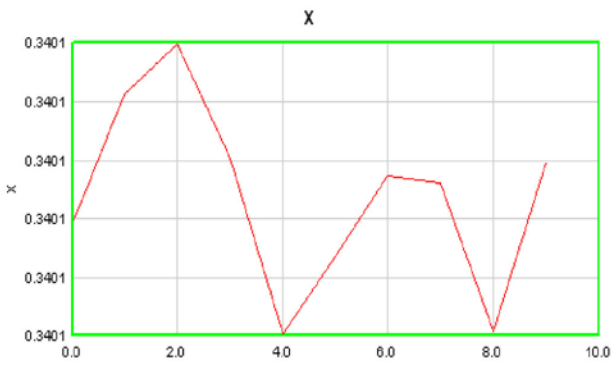
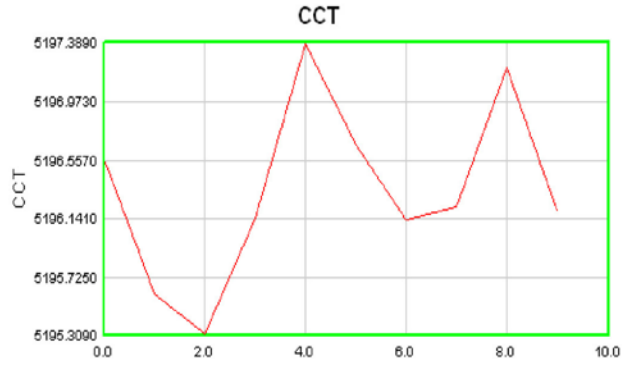
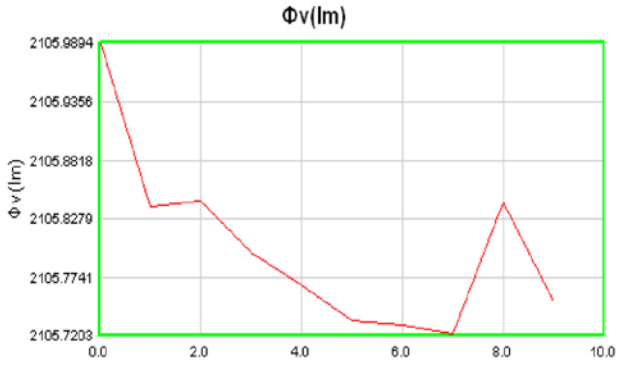
No.	Volts(V) y	Amps(A) u	Power(W) v	PF u'	CCT(°C) v'	CRI CCF'	Φv(lm) Pu(%)	K(lm/W)	x
01	220.29 0.3523	0.1662 0.2078	31.07 0.3228	0.8485 0.2078	5196.5 0.4843	72.7 0.9990	2105.99 7.66	67.78 5.0803	0.3401
02	220.39 0.3523	0.1662 0.2078	31.07 0.3228	0.8484 0.2078	5195.6 0.4843	72.7 0.9990	2105.84 7.66	67.78 5.0803	0.3401
03	220.39 0.3523	0.1662 0.2078	31.07 0.3228	0.8484 0.2078	5195.3 0.4843	72.7 0.9990	2105.84 7.66	67.78 5.0803	0.3401
04	220.32 0.3523	0.1663 0.2078	31.09 0.3228	0.8486 0.2078	5196.1 0.4843	72.7 0.9990	2105.80 7.67	67.73 5.0803	0.3401
05	220.32 0.3523	0.1663 0.2078	31.09 0.3228	0.8486 0.2078	5197.4 0.4843	72.7 0.9990	2105.77 7.67	67.73 5.0803	0.3401
06	220.34 0.3522	0.1663 0.2078	31.10 0.3228	0.8487 0.2078	5196.7 0.4842	72.7 0.9990	2105.73 7.65	67.71 5.0803	0.3401
07	220.34 0.3522	0.1663 0.2078	31.10 0.3228	0.8487 0.2078	5196.1 0.4842	72.7 0.9990	2105.73 7.65	67.71 5.0803	0.3401
08	220.27 0.3523	0.1663 0.2078	31.09 0.3228	0.8487 0.2078	5196.2 0.4842	72.7 0.9990	2105.72 7.66	67.73 5.0803	0.3401
09	220.27 0.3522	0.1663 0.2078	31.09 0.3228	0.8487 0.2078	5197.2 0.4842	72.7 0.9990	2105.84 7.65	67.73 5.0803	0.3401
10	220.29 0.3523	0.1662 0.2078	31.05 0.3228	0.8484 0.2078	5196.2 0.4843	72.7 0.9990	2105.75 7.67	67.82 5.0803	0.3401

*Test Model : FLOODLIGHT *Test Date : 2010-05-27

*Test Spec. : 5000K-35W-60 *Test Lot.No : SFL1022-03

LED Optical and Electrical Test Report(OPI-1000) Page 2/2

Item Graph



*Test Model : FLOODLIGHT

*Test Date : 2010-05-27

*Test Spec. : 5000K-35W-60

*Test Lot.No : SFL1022-03