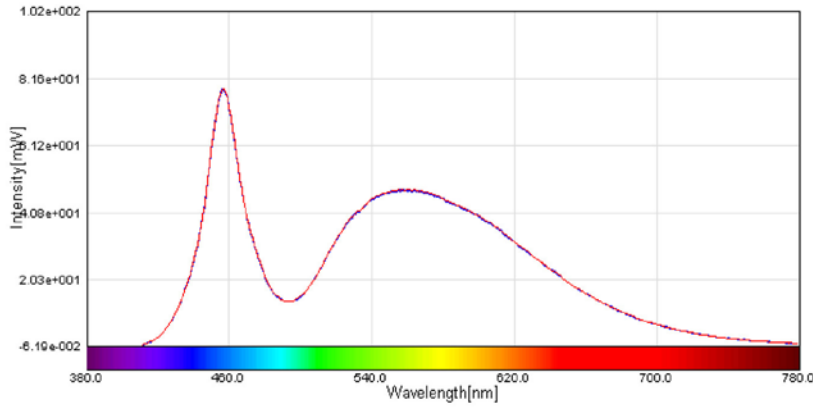
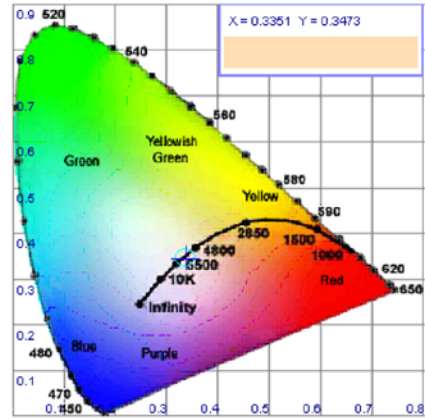


LED Optical and Electrical Test Report(OPI-1000) Page 1/2

■ Overlay Spectrum Graph



■ CIE Color Graph



■ Test Data

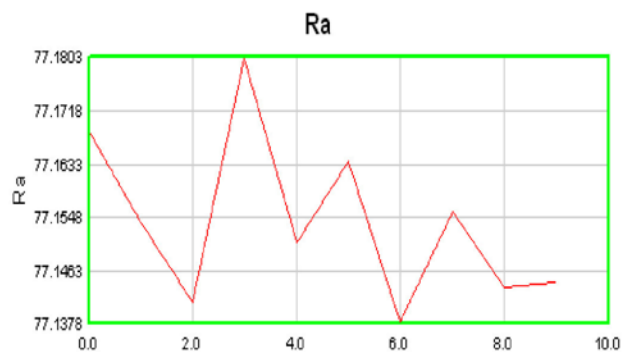
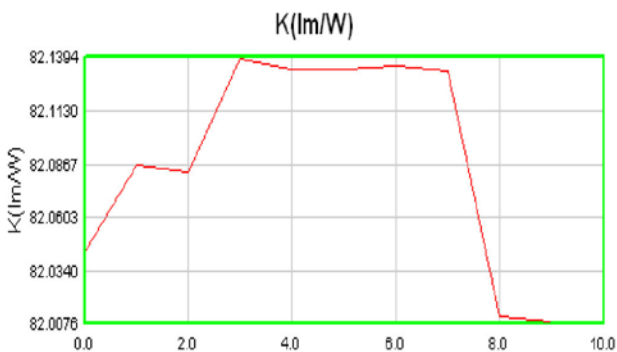
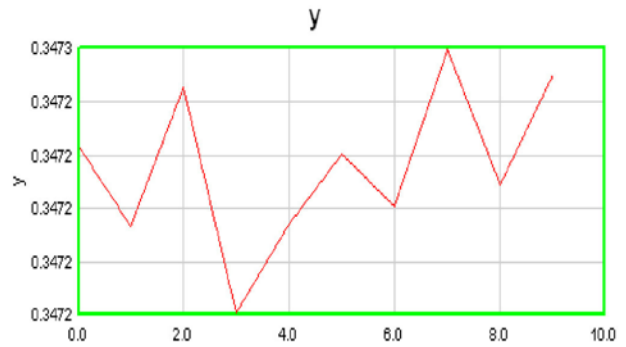
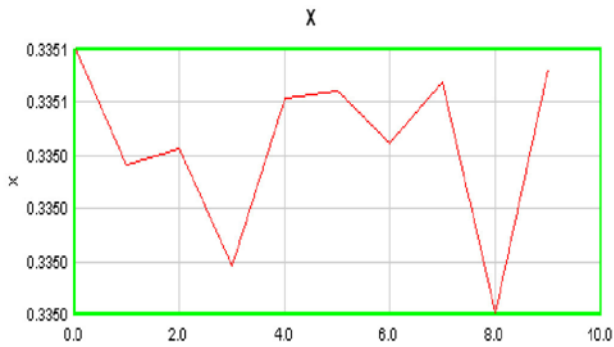
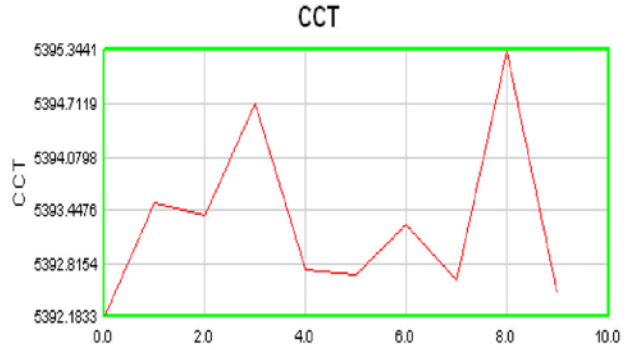
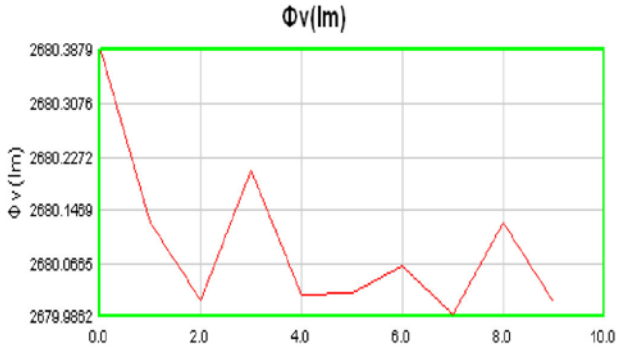
No.	Volts(V) y	Amps(A) u	Power(W) v	PF u'	CCT(°C) v'	CRI CCF'	Φv(lm) Pu(%)	K(lm/W)	x
01	220.32 0.3472	0.1648 0.2063	32.67 0.3207	0.8998 0.2063	5392.2 0.4810	77.2 0.9988	2680.39 4.67	82.04 5.0803	0.3351
02	220.32 0.3472	0.1647 0.2063	32.65 0.3207	0.8999 0.2063	5393.5 0.4810	77.2 0.9988	2680.13 4.66	82.09 5.0803	0.3350
03	220.32 0.3472	0.1647 0.2063	32.65 0.3207	0.8999 0.2063	5393.4 0.4810	77.1 0.9988	2680.01 4.68	82.08 5.0803	0.3350
04	220.33 0.3472	0.1645 0.2063	32.63 0.3207	0.9001 0.2063	5394.7 0.4810	77.2 0.9988	2680.21 4.64	82.14 5.0803	0.3350
05	220.33 0.3472	0.1645 0.2063	32.63 0.3207	0.9001 0.2063	5392.7 0.4810	77.2 0.9988	2680.02 4.66	82.13 5.0803	0.3351
06	220.34 0.3472	0.1646 0.2063	32.63 0.3207	0.8996 0.2063	5392.7 0.4810	77.2 0.9988	2680.02 4.67	82.13 5.0803	0.3351
07	220.34 0.3472	0.1646 0.2063	32.63 0.3207	0.8996 0.2063	5393.3 0.4810	77.1 0.9988	2680.06 4.66	82.13 5.0803	0.3350
08	220.34 0.3473	0.1646 0.2063	32.63 0.3207	0.8996 0.2063	5392.6 0.4810	77.2 0.9988	2679.99 4.68	82.13 5.0803	0.3351
09	220.25 0.3472	0.1648 0.2063	32.68 0.3207	0.9005 0.2063	5395.3 0.4810	77.1 0.9988	2680.13 4.66	82.01 5.0803	0.3350
10	220.25 0.3473	0.1648 0.2063	32.68 0.3207	0.9005 0.2063	5392.5 0.4810	77.1 0.9988	2680.01 4.68	82.01 5.0803	0.3351

*Test Model : FLOODLIGHT *Test Date : 2010-05-28

*Test Spec. : 5000K-35W-120 *Test Lot.No : SFL1022-06

LED Optical and Electrical Test Report(OPI-1000) Page 2/2

Item Graph



*Test Model : FLOODLIGHT

*Test Date : 2010-05-28

*Test Spec. : 5000K-35W-120

*Test Lot.No : SFL1022-06