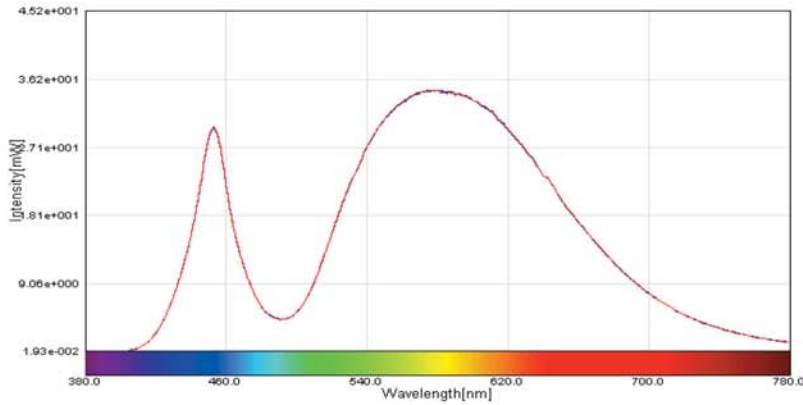
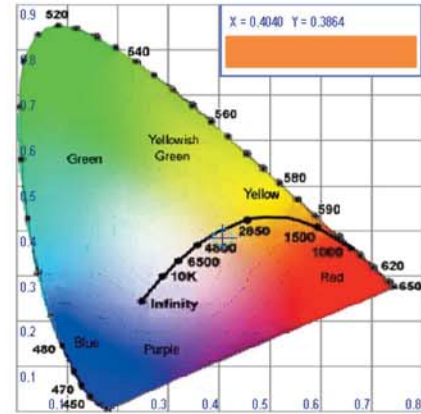


LED Optical and Electrical Test Report(OPI-1000)

■ Overlay Spectrum Graph



■ CIE Color Graph



■ Test Data

No.	Volts(V) y	Amps(A) u	Power(W) v	PF u'	CCT(°C) v'	CRI CCF'	Φv(lm) Pu(%)	K(lm/W)	x
01	220.26 0.3864	0.1667 0.2366	31.82 0.3395	0.8668 0.2366	3494.6 0.5093	72.5 1.0012	1823.93 37.33	57.32 5.0803	0.4039
02	220.26 0.3864	0.1667 0.2366	31.82 0.3395	0.8668 0.2366	3494.0 0.5093	72.5 1.0012	1823.85 37.35	57.32 5.0803	0.4040
03	220.35 0.3864	0.1666 0.2366	31.83 0.3395	0.8668 0.2366	3494.6 0.5093	72.5 1.0012	1823.83 37.33	57.30 5.0803	0.4039
04	220.35 0.3864	0.1666 0.2366	31.83 0.3395	0.8668 0.2366	3493.6 0.5093	72.5 1.0012	1823.83 37.34	57.30 5.0803	0.4040
05	220.28 0.3865	0.1666 0.2366	31.80 0.3395	0.8667 0.2366	3493.5 0.5093	72.5 1.0012	1823.84 37.37	57.35 5.0803	0.4040
06	220.28 0.3864	0.1666 0.2366	31.80 0.3395	0.8667 0.2366	3494.0 0.5093	72.5 1.0012	1823.69 37.33	57.35 5.0803	0.4040
07	220.31 0.3864	0.1666 0.2366	31.81 0.3395	0.8666 0.2366	3494.0 0.5093	72.5 1.0012	1823.65 37.34	57.33 5.0803	0.4040
08	220.31 0.3865	0.1666 0.2366	31.81 0.3395	0.8666 0.2366	3494.3 0.5093	72.5 1.0012	1823.70 37.35	57.33 5.0803	0.4040
09	220.29 0.3864	0.1666 0.2366	31.82 0.3395	0.8668 0.2366	3493.9 0.5093	72.5 1.0012	1823.61 37.34	57.31 5.0803	0.4040
10	220.34 0.3864	0.1666 0.2366	31.81 0.3395	0.8667 0.2366	3493.5 0.5093	72.5 1.0012	1823.77 37.35	57.33 5.0803	0.4040

*Test Model : FLOODLIGHT

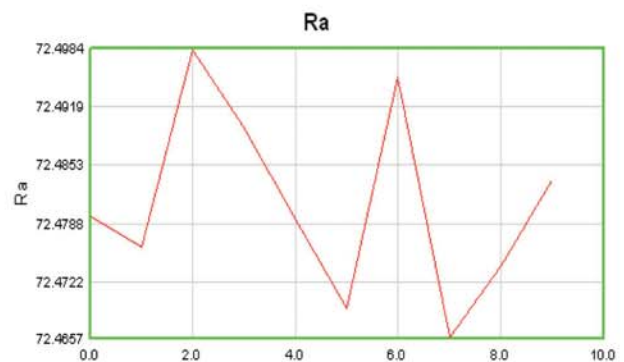
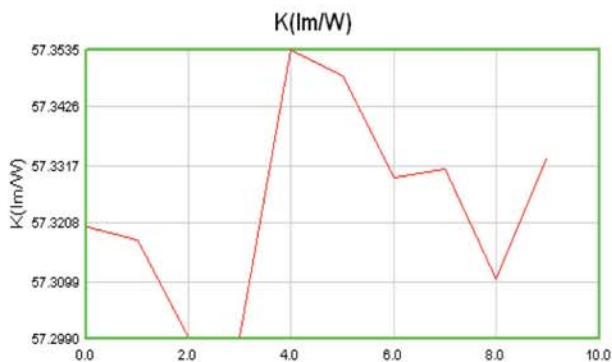
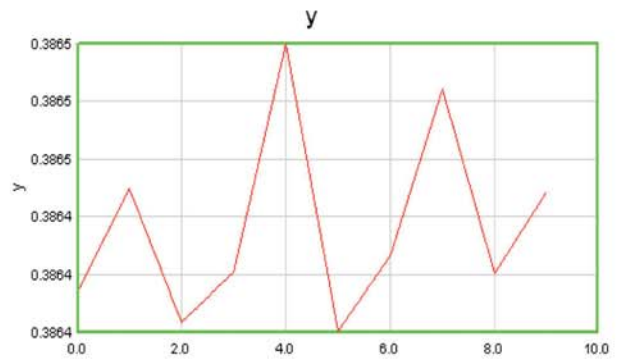
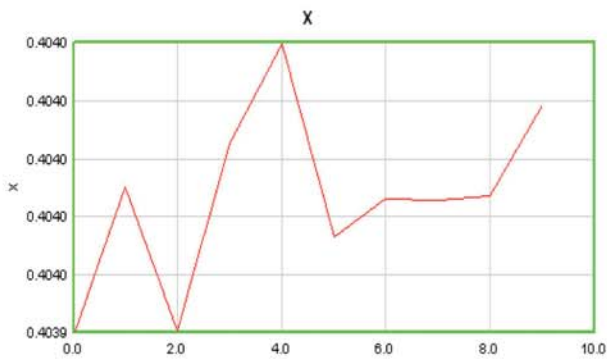
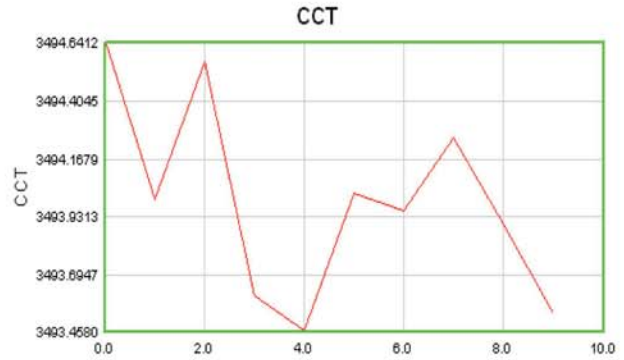
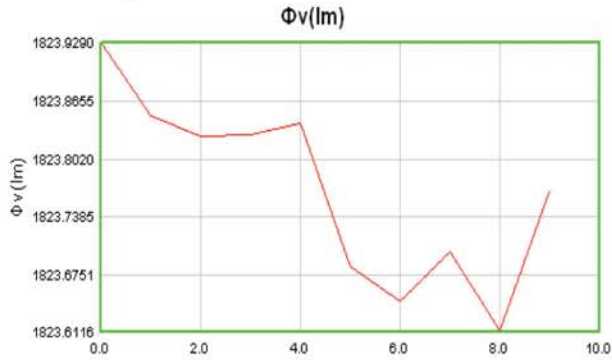
*Test Date : 2010-05-27

*Test Spec. : 3800K-35W-60

*Test Lot.No : SFL1022-02

LED Optical and Electrical Test Report(OPI-1000)

Item Graph



*Test Model : FLOODLIGHT

*Test Date : 2010-05-27

*Test Spec. : 3800K-35W-60

*Test Lot.No : SFL1022-02