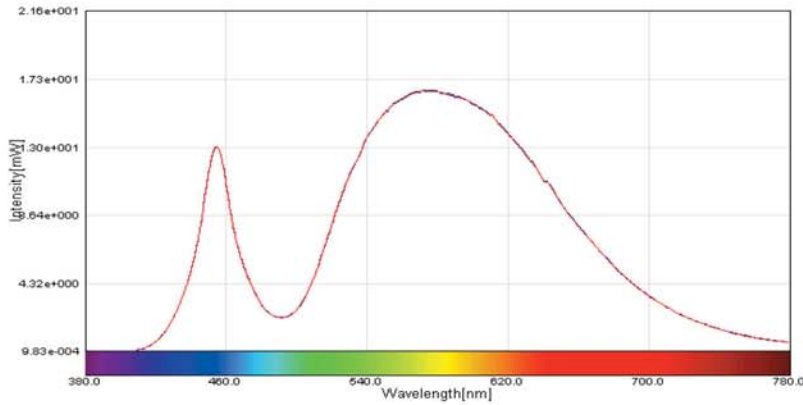
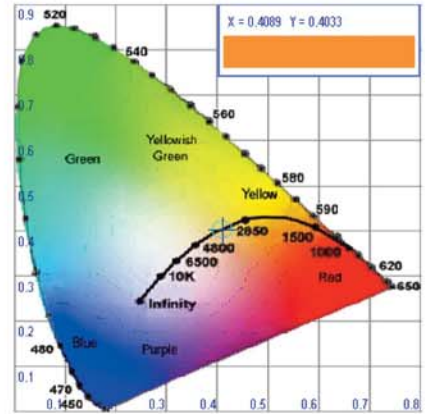


# LED Optical and Electrical Test Report(OPI-1000)

## ■ Overlay Spectrum Graph



## ■ CIE Color Graph



## ■ Test Data

No.	Volts(V) y	Amps(A) u	Power(W) v	PF u'	CCT(°C) v'	CRI CCF'	Φv(lm) Pu(%)	K(lm/W)	x
01	220.10 0.4033	0.0570 0.2330	11.00 0.3446	0.8710 0.2330	3522.1 0.5169	71.8 1.0008	857.01 43.82	77.91 1.7666	0.4090
02	220.10 0.4033	0.0570 0.2330	11.00 0.3446	0.8710 0.2330	3522.2 0.5169	71.8 1.0008	856.97 43.81	77.91 1.7666	0.4089
03	220.10 0.4033	0.0570 0.2330	11.00 0.3446	0.8710 0.2330	3521.6 0.5169	71.8 1.0008	856.83 43.82	77.89 1.7666	0.4090
04	220.10 0.4033	0.0570 0.2330	11.00 0.3446	0.8710 0.2330	3522.2 0.5169	71.8 1.0008	856.99 43.80	77.91 1.7666	0.4089
05	220.00 0.4033	0.0570 0.2330	11.00 0.3446	0.8700 0.2330	3521.6 0.5169	71.8 1.0008	857.18 43.81	77.93 1.7666	0.4090
06	220.00 0.4033	0.0570 0.2330	11.00 0.3446	0.8700 0.2330	3521.6 0.5169	71.8 1.0008	856.91 43.80	77.90 1.7666	0.4090
07	220.00 0.4033	0.0570 0.2330	11.00 0.3446	0.8710 0.2330	3521.8 0.5169	71.8 1.0008	856.91 43.82	77.90 1.7666	0.4090
08	220.10 0.4033	0.0570 0.2330	11.00 0.3446	0.8720 0.2330	3520.7 0.5169	71.8 1.0008	856.99 43.81	77.91 1.7666	0.4090
09	220.00 0.4033	0.0570 0.2330	11.00 0.3446	0.8720 0.2330	3521.2 0.5169	71.8 1.0008	856.76 43.82	77.89 1.7666	0.4090
10	220.00 0.4033	0.0570 0.2329	11.00 0.3446	0.8720 0.2329	3522.5 0.5169	71.8 1.0008	857.08 43.81	77.92 1.7666	0.4089

\*Test Model : PAR30

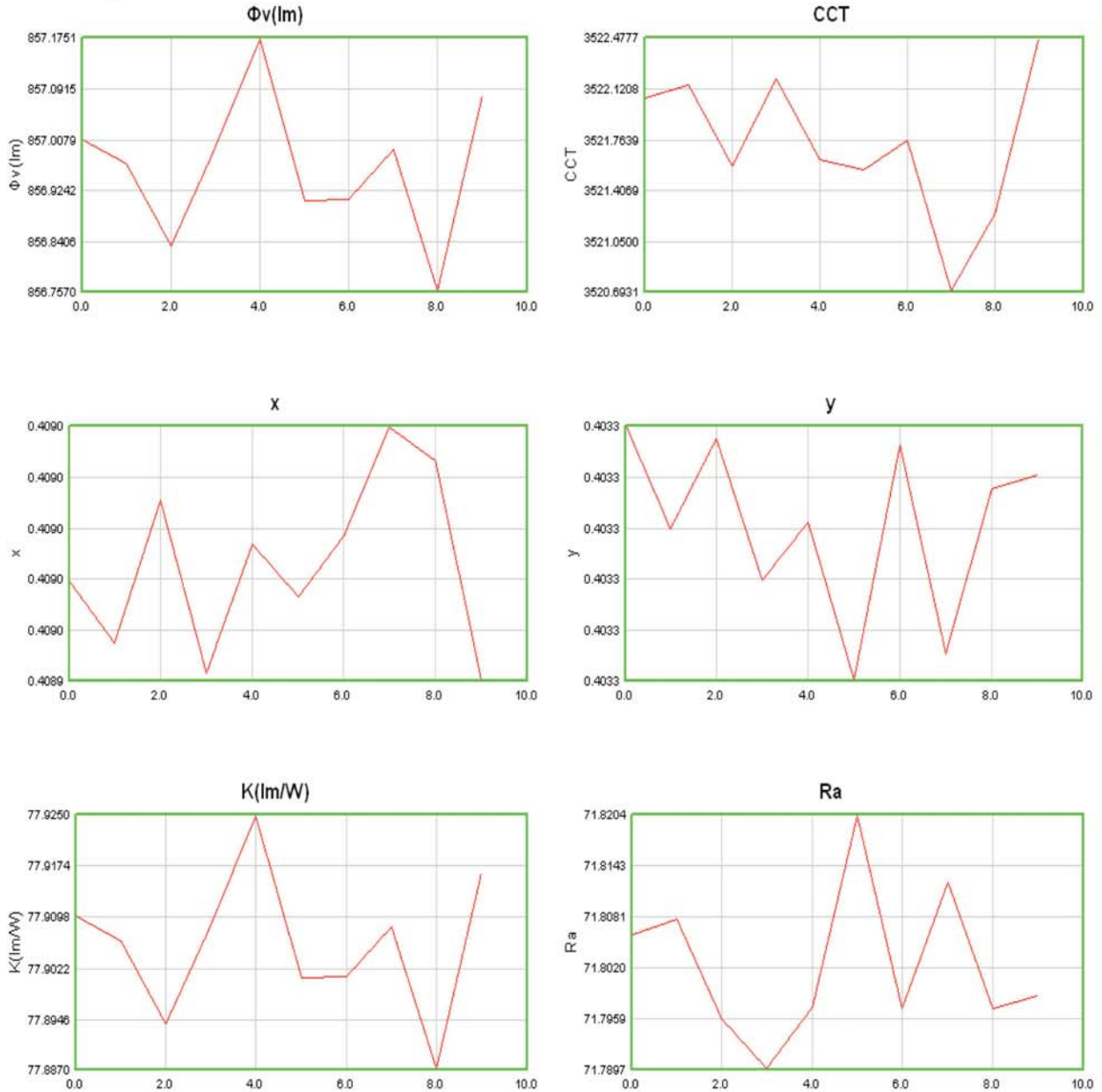
\*Test Date : 2010-06-10

\*Test Spec. : 12W-3800K-60

\*Test Lot.No : SPR1024-02

# LED Optical and Electrical Test Report(OPI-1000) Page 2/2

## ■ Item Graph



\*Test Model : PAR30

\*Test Date : 2010-06-10

\*Test Spec. : 12W-3800K-60

\*Test Lot.No : SPR1024-02