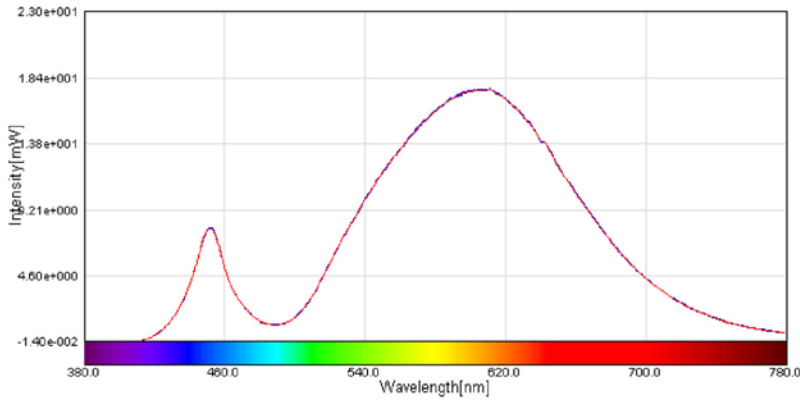
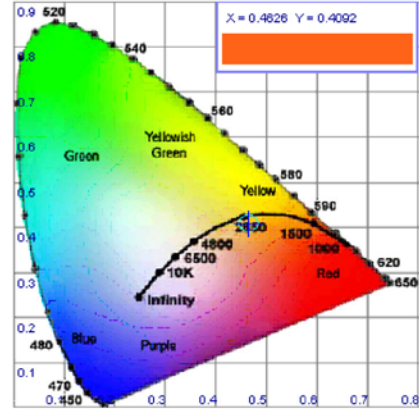


LED Optical and Electrical Test Report(OPI-1000) Page 1/2

■ Overlay Spectrum Graph



■ CIE Color Graph



■ Test Data

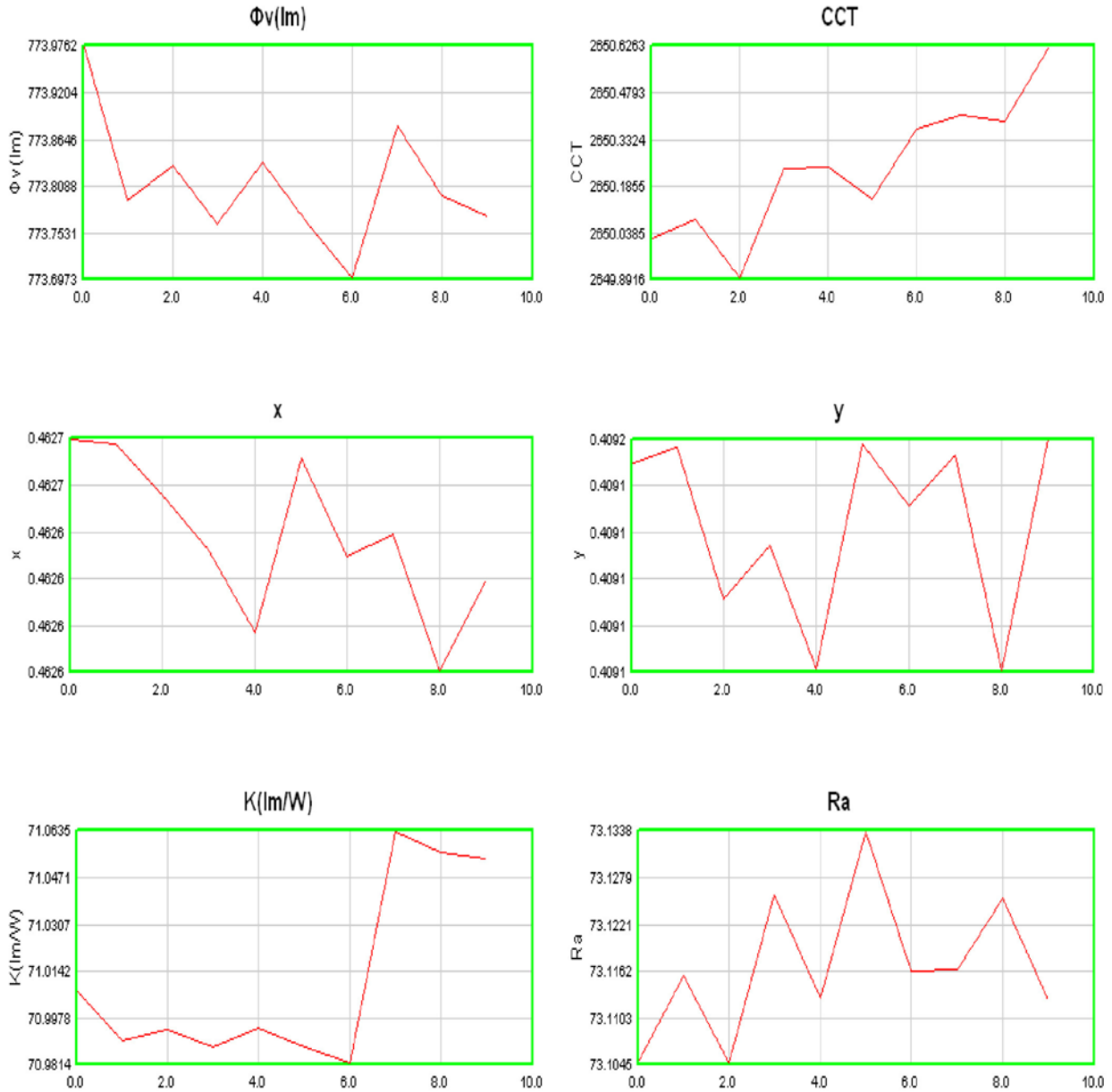
No.	Volts(V) y	Amps(A) u	Power(W) v	PF u'	CCT(°C) v'	CRI CCF'	Φv(lm) Pu(%)	K(lm/W)	x
01	220.29 0.4091	0.0566 0.2650	10.90 0.3515	0.8736 0.2650	2650.0 0.5272	73.1 1.0028	773.98 62.08	71.01 1.7666	0.4627
02	220.39 0.4091	0.0566 0.2650	10.90 0.3515	0.8737 0.2650	2650.1 0.5272	73.1 1.0028	773.79 62.08	70.99 1.7666	0.4627
03	220.36 0.4091	0.0566 0.2650	10.90 0.3515	0.8740 0.2650	2649.9 0.5272	73.1 1.0028	773.83 62.07	70.99 1.7666	0.4626
04	220.36 0.4091	0.0566 0.2650	10.90 0.3515	0.8740 0.2650	2650.2 0.5272	73.1 1.0028	773.76 62.07	70.99 1.7666	0.4626
05	220.28 0.4091	0.0569 0.2650	10.90 0.3515	0.8696 0.2650	2650.2 0.5272	73.1 1.0028	773.84 62.05	70.99 1.7666	0.4626
06	220.38 0.4092	0.0566 0.2650	10.90 0.3515	0.8740 0.2650	2650.1 0.5272	73.1 1.0028	773.76 62.08	70.99 1.7666	0.4627
07	220.38 0.4091	0.0566 0.2650	10.90 0.3515	0.8740 0.2650	2650.4 0.5272	73.1 1.0028	773.70 62.07	70.98 1.7666	0.4626
08	220.44 0.4091	0.0565 0.2650	10.89 0.3515	0.8741 0.2650	2650.4 0.5272	73.1 1.0028	773.88 62.07	71.06 1.7666	0.4626
09	220.39 0.4091	0.0566 0.2650	10.89 0.3515	0.8729 0.2650	2650.4 0.5272	73.1 1.0028	773.80 62.05	71.06 1.7666	0.4626
10	220.39 0.4092	0.0566 0.2649	10.89 0.3515	0.8729 0.2649	2650.6 0.5272	73.1 1.0028	773.77 62.07	71.05 1.7666	0.4626

*Test Model : SPR *Test Date : 2010-05-26

*Test Spec. : 2700K-12W-60 *Test Lot.No : SPR1022-01

LED Optical and Electrical Test Report(OPI-1000) Page 2/2

Item Graph



*Test Model : SPR

*Test Date : 2010-05-26

*Test Spec. : 2700K-12W-60

*Test Lot.No : SPR1022-01