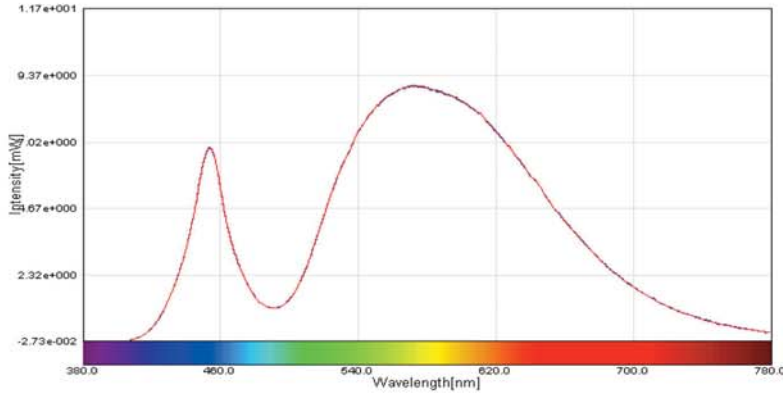
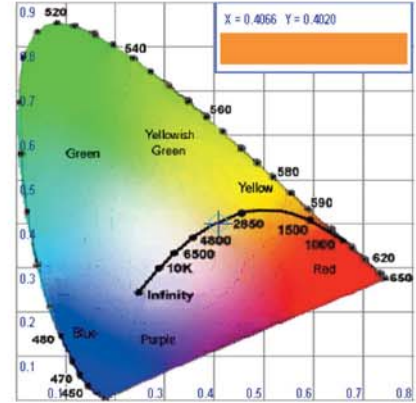


LED Optical and Electrical Test Report(OPI-1000) Page 1/2

■ Overlay Spectrum Graph



■ CIE Color Graph



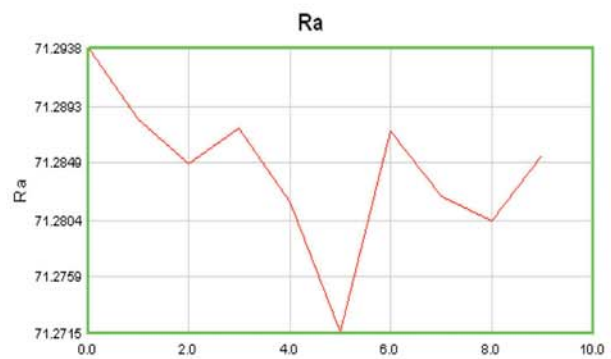
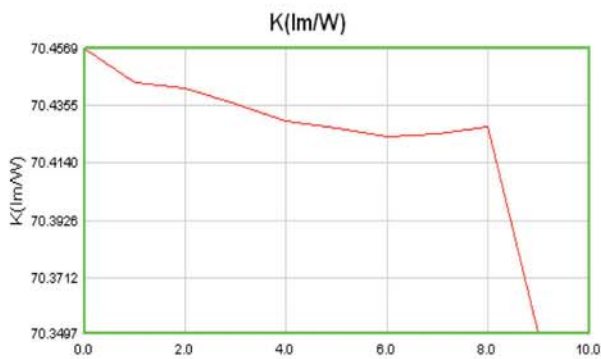
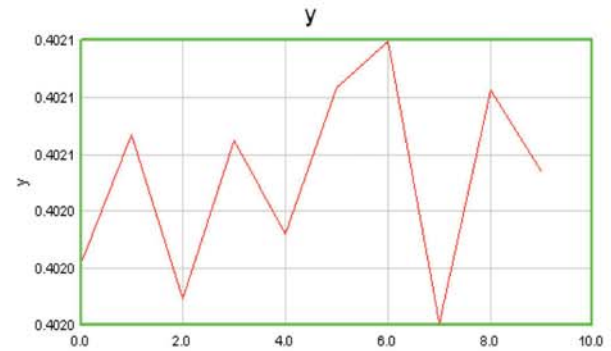
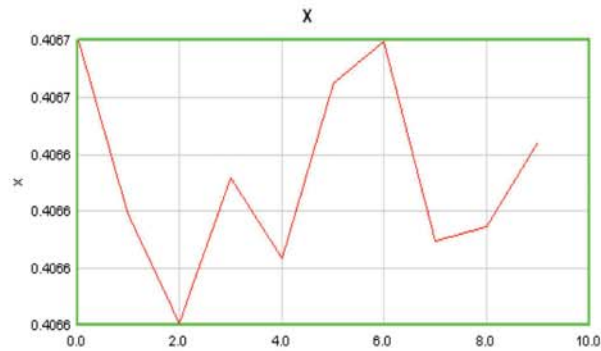
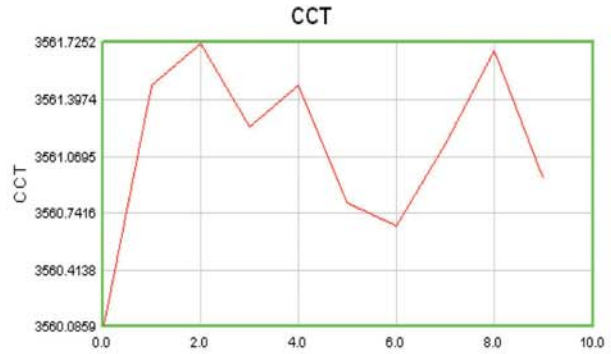
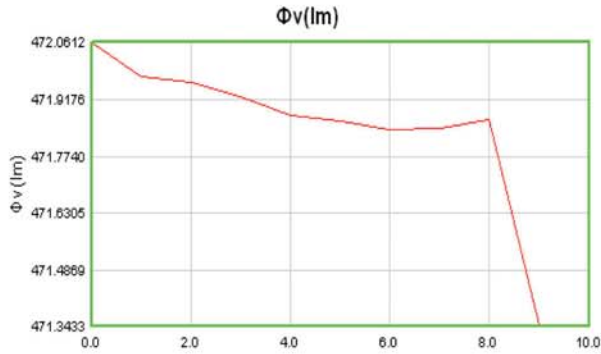
■ Test Data

No.	Volts(V) y	Amps(A) u	Power(W) v	PF u'	CCT(°C) v'	CRI CCF'	Φv(lm) Pu(%)	K(lm/W) (%)	x
01	12.00 0.4020	0.5580 0.2320	6.70 0.3441	1.0000 0.2320	3560.1 0.5161	71.3 1.0007	472.06 42.76	70.46 0.4956	0.4067
02	11.90 0.4021	0.5580 0.2320	6.70 0.3441	1.0000 0.2320	3561.5 0.5161	71.3 1.0007	471.98 42.75	70.44 0.4956	0.4066
03	11.90 0.4020	0.5580 0.2320	6.70 0.3440	1.0000 0.2320	3561.7 0.5161	71.3 1.0007	471.96 42.73	70.44 0.4956	0.4066
04	11.90 0.4021	0.5580 0.2320	6.70 0.3441	1.0000 0.2320	3561.2 0.5161	71.3 1.0007	471.92 42.76	70.44 0.4956	0.4066
05	11.90 0.4020	0.5580 0.2320	6.70 0.3440	1.0000 0.2320	3561.5 0.5161	71.3 1.0007	471.88 42.74	70.43 0.4956	0.4066
06	11.90 0.4021	0.5580 0.2320	6.70 0.3441	1.0000 0.2320	3560.8 0.5161	71.3 1.0007	471.86 42.77	70.43 0.4956	0.4067
07	11.90 0.4021	0.5580 0.2320	6.70 0.3441	1.0000 0.2320	3560.7 0.5161	71.3 1.0007	471.84 42.78	70.42 0.4956	0.4067
08	11.90 0.4020	0.5580 0.2320	6.70 0.3440	1.0000 0.2320	3561.1 0.5161	71.3 1.0007	471.85 42.73	70.42 0.4956	0.4066
09	11.90 0.4021	0.5580 0.2320	6.70 0.3441	1.0000 0.2320	3561.7 0.5161	71.3 1.0007	471.87 42.76	70.43 0.4956	0.4066
10	11.90 0.4020	0.5580 0.2320	6.70 0.3441	1.0000 0.2320	3560.9 0.5161	71.3 1.0007	471.34 42.76	70.35 0.4956	0.4066

***Test Model** : MR16 ***Test Date** : 2010-07-15
***Test Spec.** : 7W-3800K-60 ***Test Dept.** : QUALITY DIVISION
***Test Lot.No** : SMR1029-05 ***Test Oper.** : JAE KEUN PARK

LED Optical and Electrical Test Report(OPI-1000) Page 2/2

Item Graph



*Test Model : MR16

*Test Date : 2010-07-15

*Test Spec. : 7W-3800K-60

*Test Dept. : QUALITY DIVISION

*Test Lot.No : SMR1029-05

*Test Oper. : JAE KEUN PARK