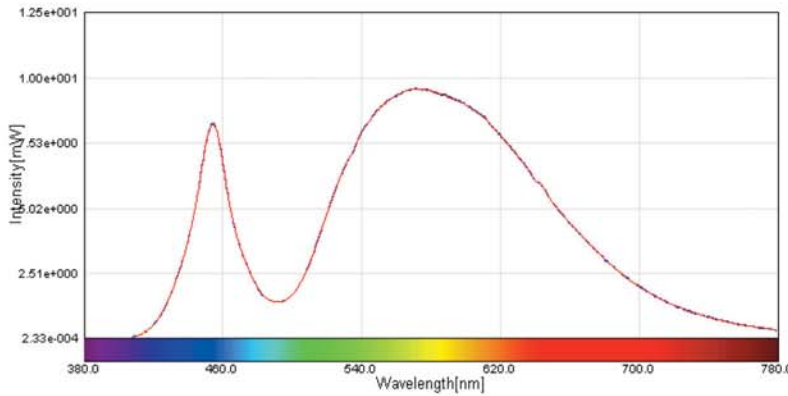
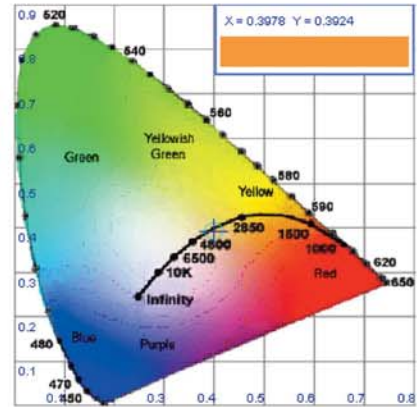


LED Optical and Electrical Test Report(OPI-1000)

■ Overlay Spectrum Graph



■ CIE Color Graph



■ Test Data

No.	Volts(V) y	Amps(A) u	Power(W) v	PF u'	CCT(°C) v'	CRI CCF'	Φv(lm) Pu(%)	K(lm/W) (%)	x
01	11.90 0.3925	0.5490 0.2302	6.50 0.3406	1.0000 0.2302	3683.1 0.5109	72.4 1.0006	492.32 37.20	75.74 0.7634	0.3978
02	11.90 0.3925	0.5490 0.2302	6.50 0.3406	1.0000 0.2302	3682.7 0.5109	72.4 1.0006	492.26 37.21	75.73 0.7634	0.3978
03	11.90 0.3925	0.5490 0.2302	6.50 0.3406	1.0000 0.2302	3683.0 0.5109	72.3 1.0006	492.25 37.20	75.73 0.7634	0.3978
04	11.90 0.3924	0.5490 0.2302	6.50 0.3406	1.0000 0.2302	3681.9 0.5109	72.4 1.0006	492.25 37.20	75.73 0.7634	0.3979
05	11.90 0.3925	0.5490 0.2302	6.50 0.3406	1.0000 0.2302	3682.8 0.5109	72.4 1.0006	492.17 37.21	75.72 0.7634	0.3978
06	11.90 0.3925	0.5480 0.2302	6.50 0.3406	1.0000 0.2302	3682.2 0.5109	72.4 1.0006	492.18 37.20	75.72 0.7634	0.3979
07	11.90 0.3924	0.5490 0.2302	6.50 0.3406	1.0000 0.2302	3682.7 0.5109	72.4 1.0006	492.12 37.19	75.71 0.7634	0.3978
08	11.90 0.3925	0.5490 0.2302	6.50 0.3406	1.0000 0.2302	3682.8 0.5109	72.4 1.0006	492.09 37.20	75.71 0.7634	0.3978
09	11.90 0.3925	0.5490 0.2302	6.50 0.3406	1.0000 0.2302	3682.1 0.5109	72.4 1.0006	492.09 37.21	75.71 0.7634	0.3979
10	11.90 0.3924	0.5490 0.2302	6.50 0.3406	1.0000 0.2302	3682.9 0.5109	72.4 1.0006	492.05 37.19	75.70 0.7634	0.3978

*Test Model : MR16

*Test Date : 2010-07-14

*Test Spec. : 7W-3800K-120

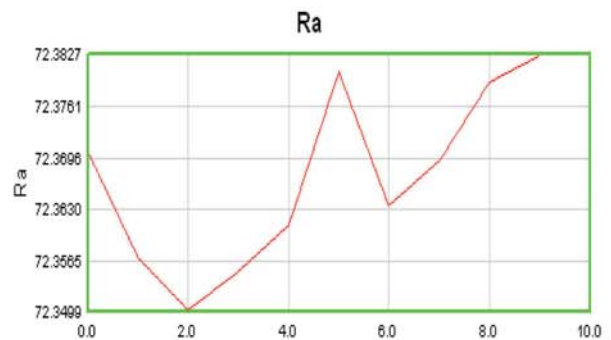
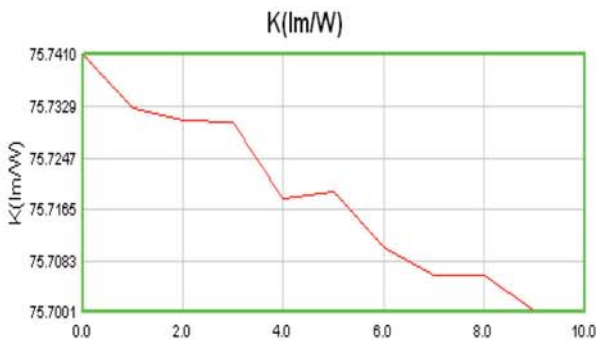
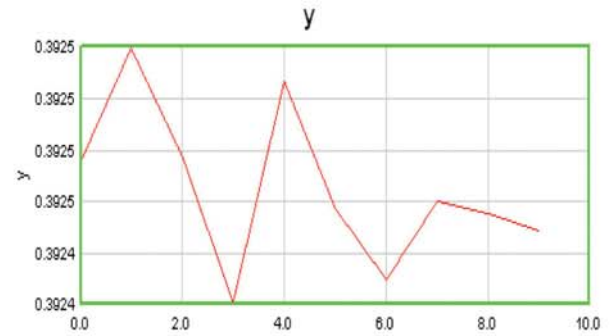
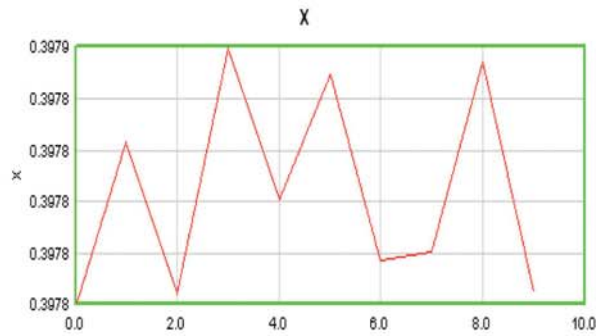
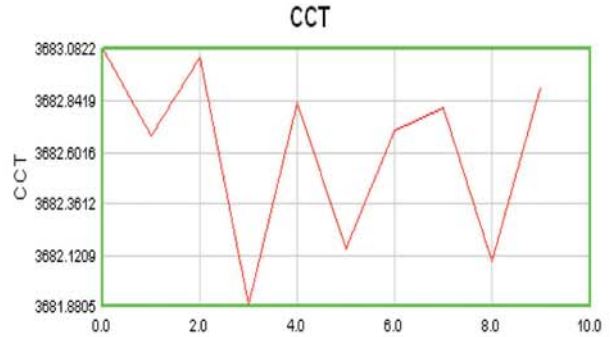
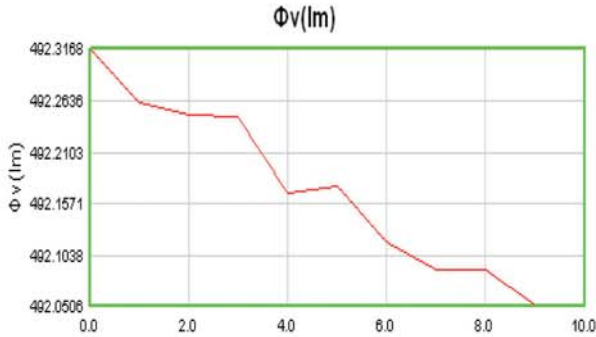
*Test Dept. : QUALITY DIVISION

*Test Lot.No : SMR1029-02

*Test Oper. : JAE KEUN PARK

LED Optical and Electrical Test Report(OPI-1000) Page 2/2

Item Graph



*Test Model : MR16
 *Test Spec. : 7W-3800K-120
 *Test Lot.No : SMR1029-02

*Test Date : 2010-07-14
 *Test Dept. : QUALITY DIVISION
 *Test Oper. : JAE KEUN PARK