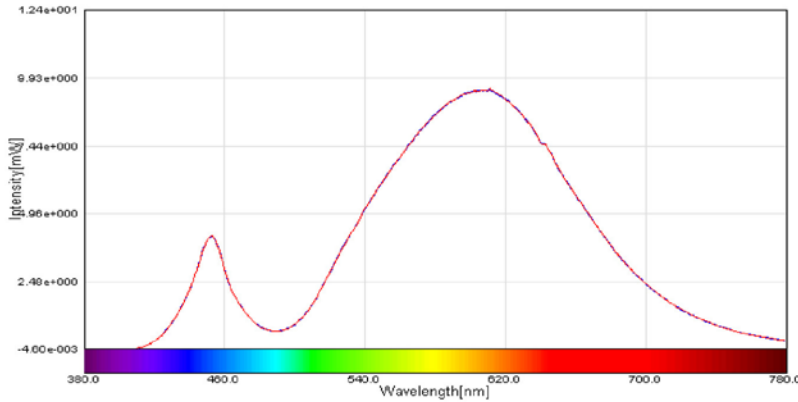
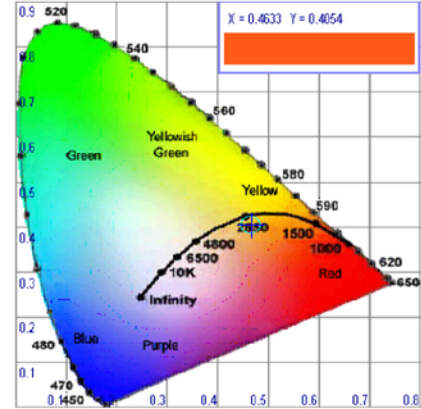


LED Optical and Electrical Test Report(OPI-1000) Page 1/2

■ Overlay Spectrum Graph



■ CIE Color Graph



■ Test Data

No.	Volts(V) y	Amps(A) u	Power(W) v	PF u'	CCT(°C) v'	CRI CCF'	Φv(lm) Pu(%)	K(lm/W)	x
01	11.70 0.4054	0.5730 0.2671	6.70 0.3506	1.0000 0.2671	2611.4 0.5259	73.5 1.0029	404.98 61.01	60.44 0.3977	0.4634
02	11.70 0.4053	0.5730 0.2672	6.70 0.3506	1.0000 0.2672	2610.9 0.5259	73.5 1.0029	404.93 61.00	60.44 0.3977	0.4634
03	11.70 0.4054	0.5730 0.2671	6.70 0.3506	1.0000 0.2671	2611.6 0.5259	73.5 1.0029	404.92 60.99	60.44 0.3977	0.4633
04	11.70 0.4054	0.5730 0.2671	6.70 0.3506	1.0000 0.2671	2611.6 0.5259	73.5 1.0029	404.91 61.00	60.43 0.3977	0.4633
05	11.70 0.4054	0.5730 0.2671	6.70 0.3506	1.0000 0.2671	2611.5 0.5259	73.5 1.0029	404.91 61.00	60.43 0.3977	0.4634
06	11.70 0.4054	0.5730 0.2671	6.70 0.3506	1.0000 0.2671	2611.8 0.5259	73.5 1.0029	404.85 61.00	60.43 0.3977	0.4633
07	11.70 0.4054	0.5730 0.2671	6.70 0.3506	1.0000 0.2671	2611.9 0.5259	73.5 1.0029	404.87 60.99	60.43 0.3977	0.4633
08	11.70 0.4054	0.5730 0.2671	6.70 0.3506	1.0000 0.2671	2611.4 0.5259	73.5 1.0029	404.85 61.00	60.43 0.3977	0.4633
09	11.70 0.4054	0.5730 0.2671	6.70 0.3506	1.0000 0.2671	2611.6 0.5259	73.5 1.0029	404.86 61.00	60.43 0.3977	0.4633
10	11.70 0.4054	0.5730 0.2671	6.70 0.3506	1.0000 0.2671	2611.7 0.5259	73.5 1.0029	404.83 60.99	60.42 0.3977	0.4633

*Test Model : MJR16

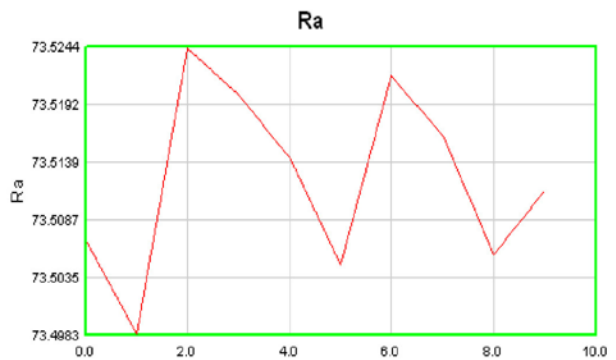
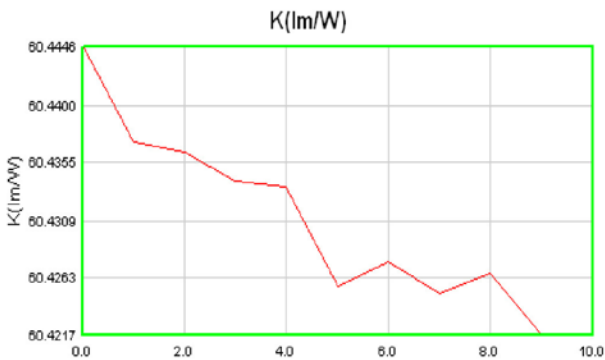
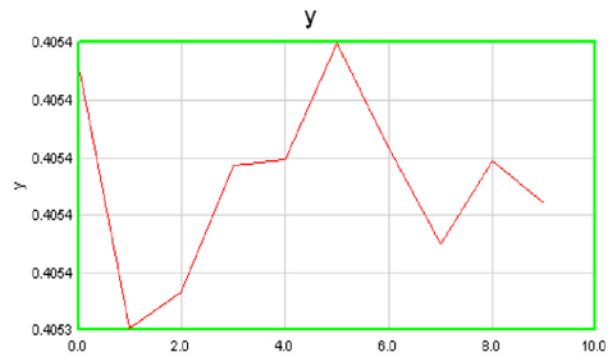
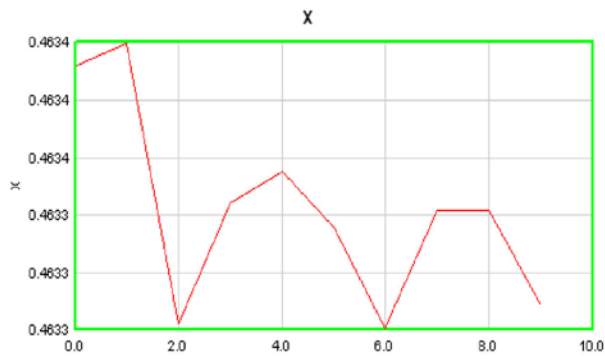
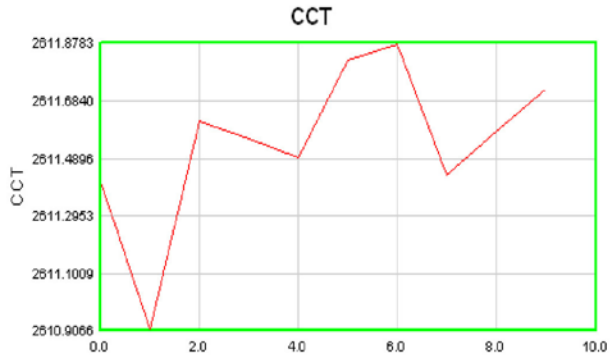
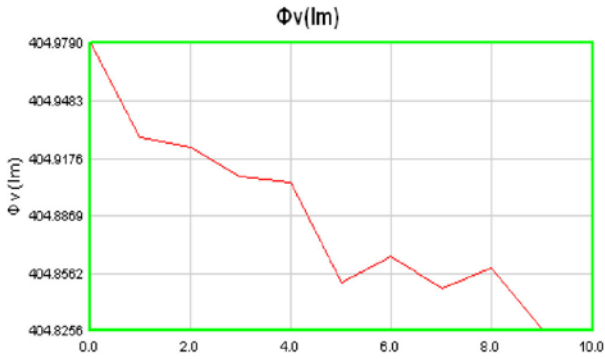
*Test Date : 2010-06-29

*Test Spec. : 7W-2700K-60

*Test Lot.No : SMR1027-01

LED Optical and Electrical Test Report(OPI-1000) Page 2/2

Item Graph



*Test Model : MJR16

*Test Date : 2010-06-29

*Test Spec. : 7W-2700K-60

*Test Lot.No : SMR1027-01