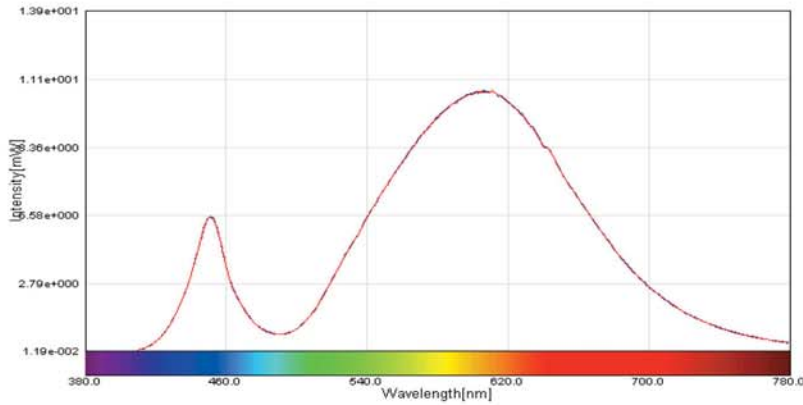
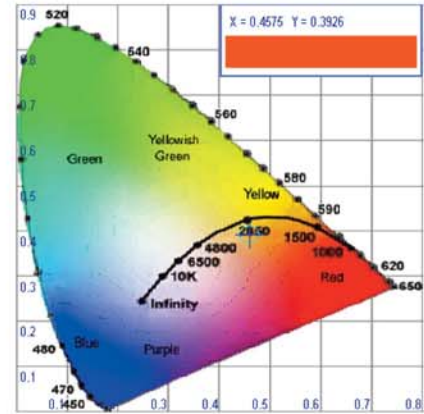


LED Optical and Electrical Test Report(OPI-1000)

■ Overlay Spectrum Graph



■ CIE Color Graph



■ Test Data

No.	Volts(V) y	Amps(A) u	Power(W) v	PF u'	CCT(°C) v'	CRI CCF'	Φv(lm) Pu(%)	K(lm/W) (%)	x
01	11.60 0.3927	0.5730 0.2693	6.70 0.3466	1.0000 0.2693	2589.8 0.5199	73.2 1.0033	452.52 55.30	67.54 0.7634	0.4575
02	11.60 0.3927	0.5730 0.2692	6.70 0.3466	1.0000 0.2692	2590.3 0.5199	73.2 1.0033	452.47 55.29	67.53 0.7634	0.4575
03	11.60 0.3927	0.5730 0.2692	6.70 0.3466	1.0000 0.2692	2590.2 0.5199	73.2 1.0033	452.43 55.30	67.53 0.7634	0.4575
04	11.60 0.3927	0.5730 0.2692	6.70 0.3466	1.0000 0.2692	2590.4 0.5199	73.2 1.0033	452.39 55.29	67.52 0.7634	0.4575
05	11.60 0.3927	0.5730 0.2692	6.70 0.3466	1.0000 0.2692	2590.1 0.5199	73.2 1.0033	452.37 55.30	67.52 0.7634	0.4575
06	11.60 0.3927	0.5730 0.2692	6.70 0.3466	1.0000 0.2692	2590.7 0.5199	73.2 1.0033	452.31 55.28	67.51 0.7634	0.4575
07	11.60 0.3926	0.5730 0.2693	6.70 0.3466	1.0000 0.2693	2589.8 0.5199	73.2 1.0033	452.30 55.28	67.51 0.7634	0.4575
08	11.60 0.3927	0.5730 0.2692	6.70 0.3466	1.0000 0.2692	2590.0 0.5199	73.2 1.0033	452.26 55.30	67.50 0.7634	0.4575
09	11.60 0.3927	0.5730 0.2693	6.70 0.3466	1.0000 0.2693	2589.7 0.5199	73.2 1.0033	452.26 55.31	67.50 0.7634	0.4575
10	11.60 0.3926	0.5730 0.2693	6.70 0.3466	1.0000 0.2693	2589.7 0.5199	73.2 1.0033	452.26 55.30	67.50 0.7634	0.4575

*Test Model : MR16

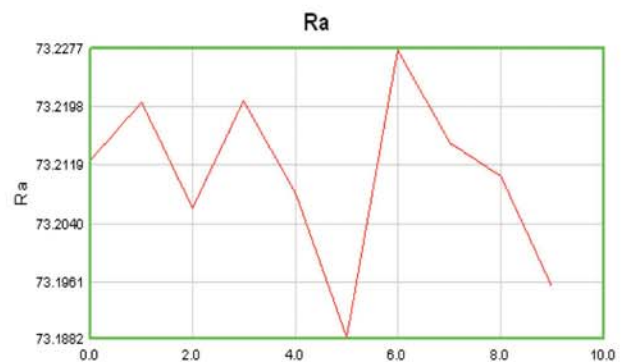
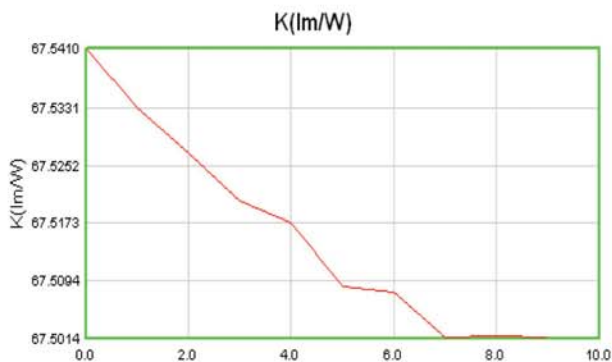
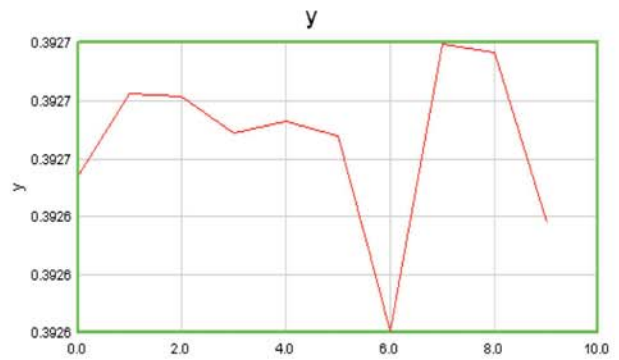
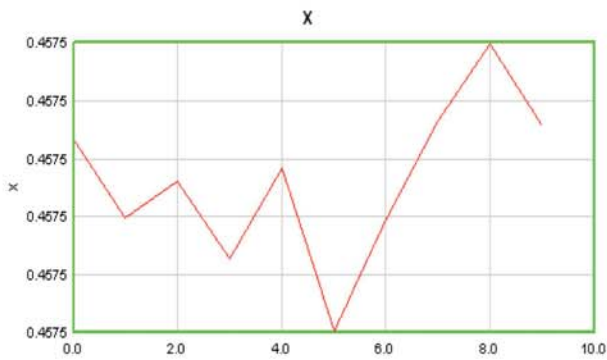
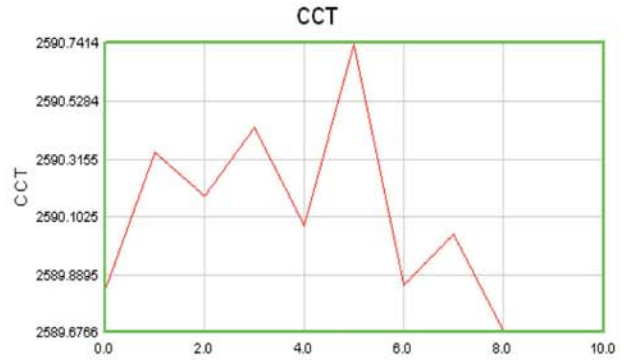
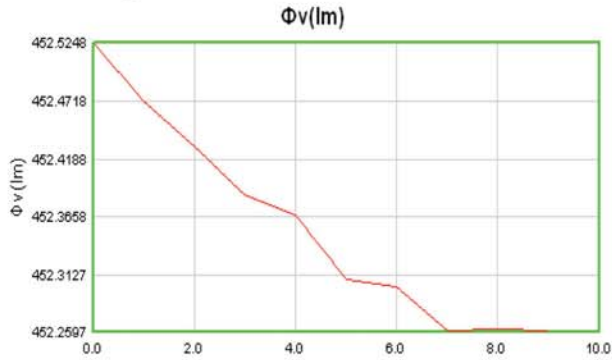
*Test Date : 2010-08-19

*Test Spec. : 7W-2700K-120

*Test Dept. : QUALITY DIVISION

LED Optical and Electrical Test Report(OPI-1000)

Item Graph



*Test Model : MR16

*Test Date : 2010-08-19

*Test Spec. : 7W-2700K-120

*Test Dept. : QUALITY DIVISION