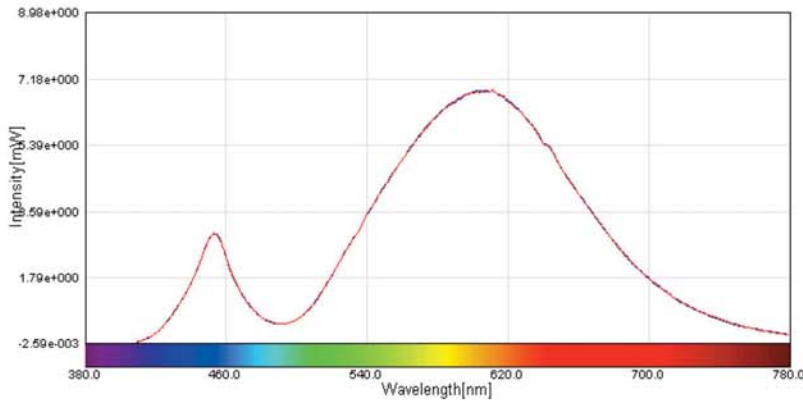
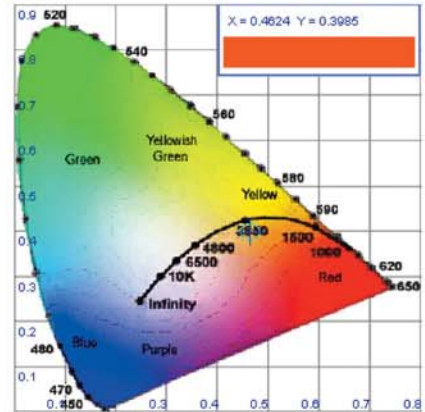


LED Optical and Electrical Test Report(OPI-1000)

■ Overlay Spectrum Graph



■ CIE Color Graph



■ Test Data

No.	Volts(V) y	Amps(A) u	Power(W) v	PF u'	CCT(°C) v'	CRI CCF'	Φv(lm) Pu(%)	K(lm/W)	x
01	11.90 0.3985	0.4290 0.2697	5.10 0.3487	1.0000 0.2697	2570.6 0.5230	73.3 1.0032	283.95 58.74	55.68 0.3977	0.4624
02	11.90 0.3986	0.4290 0.2697	5.10 0.3487	1.0000 0.2697	2571.2 0.5231	73.3 1.0032	283.87 58.74	55.66 0.3977	0.4624
03	11.90 0.3986	0.4290 0.2697	5.10 0.3487	1.0000 0.2697	2571.1 0.5230	73.3 1.0032	283.82 58.73	55.65 0.3977	0.4624
04	11.90 0.3985	0.4290 0.2697	5.10 0.3487	1.0000 0.2697	2570.6 0.5230	73.3 1.0032	283.78 58.73	55.64 0.3977	0.4624
05	11.90 0.3986	0.4290 0.2697	5.10 0.3487	1.0000 0.2697	2571.2 0.5230	73.3 1.0032	283.73 58.73	55.63 0.3977	0.4624
06	11.90 0.3985	0.4290 0.2697	5.10 0.3487	1.0000 0.2697	2570.5 0.5230	73.3 1.0032	283.71 58.74	55.63 0.3977	0.4624
07	11.90 0.3985	0.4290 0.2697	5.10 0.3487	1.0000 0.2697	2571.3 0.5230	73.3 1.0032	283.67 58.72	55.62 0.3977	0.4623
08	11.90 0.3986	0.4290 0.2697	5.10 0.3487	1.0000 0.2697	2571.3 0.5230	73.3 1.0032	283.62 58.73	55.61 0.3977	0.4623
09	11.90 0.3986	0.4290 0.2697	5.10 0.3487	1.0000 0.2697	2571.0 0.5230	73.3 1.0032	283.61 58.74	55.61 0.3977	0.4624
10	11.90 0.3985	0.4290 0.2697	5.10 0.3487	1.0000 0.2697	2571.1 0.5230	73.3 1.0032	283.60 58.73	55.61 0.3977	0.4624

*Test Model : MR16

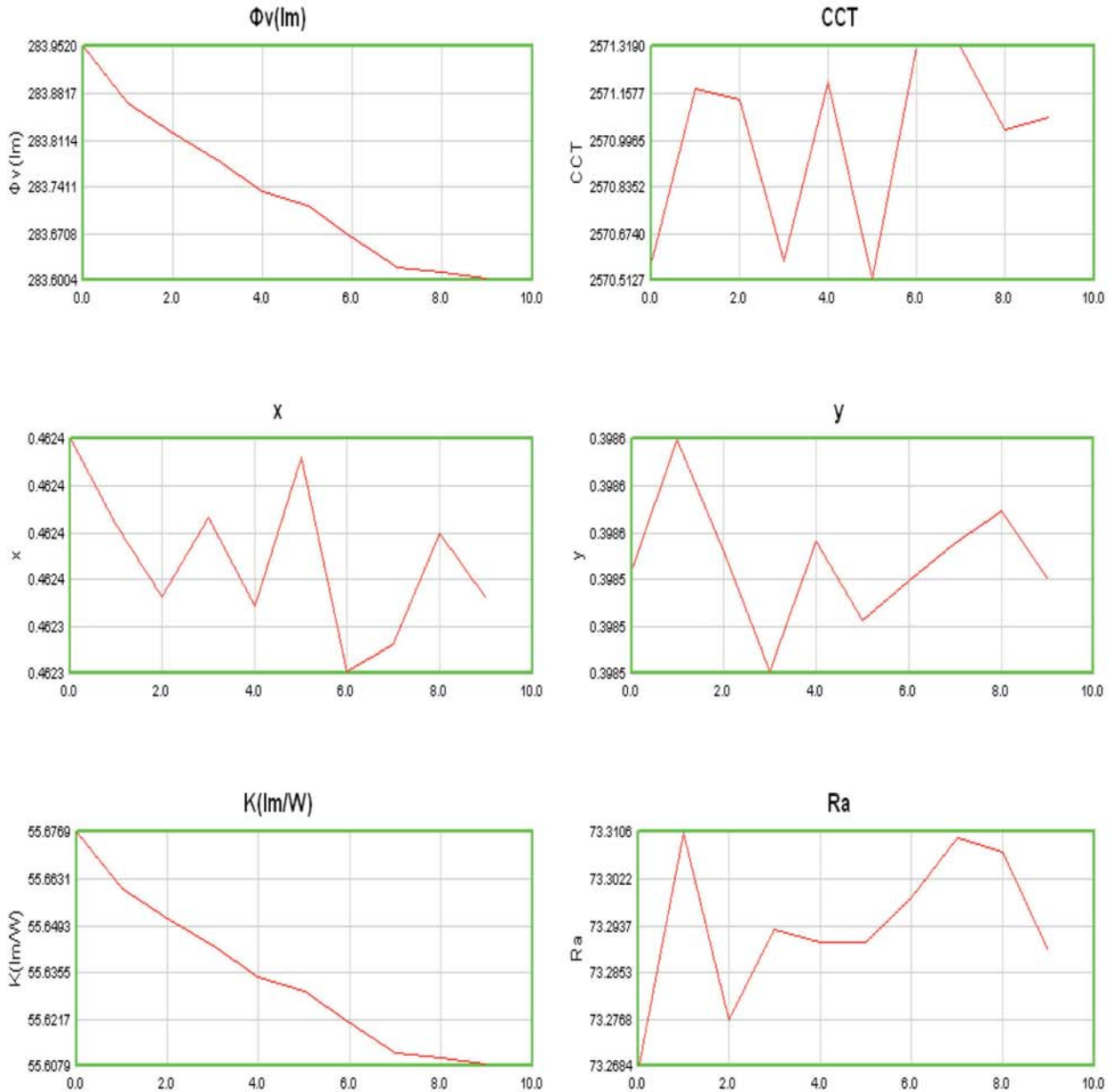
*Test Date : 2010-06-28

*Test Spec. : 5W-2700K-120

*Test Lot.No : SMR1027-06

LED Optical and Electrical Test Report(OPI-1000)

Item Graph



*Test Model : MR16

*Test Date : 2010-06-28

*Test Spec. : 5W-2700K-120

*Test Lot.No : SMR1027-06