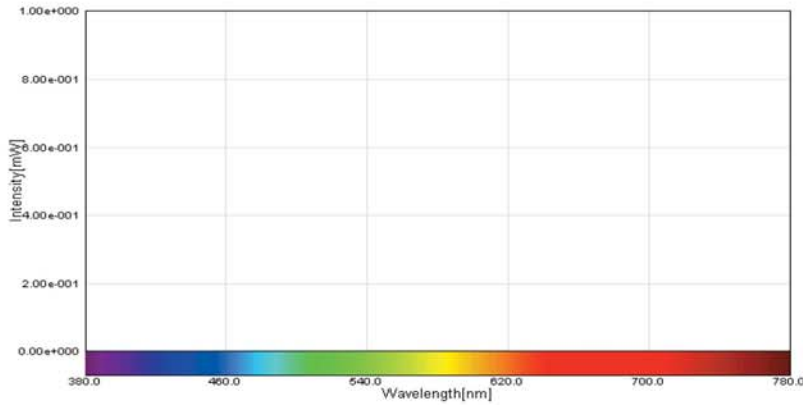
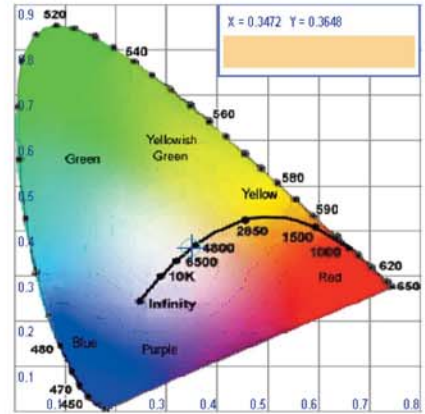


# LED Optical and Electrical Test Report(OPI-1000)

## ■ Overlay Spectrum Graph



## ■ CIE Color Graph



## ■ Test Data

No.	Volts(V) y	Amps(A) u	Power(W) v	PF u'	CCT(°C) v'	CRI CCF'	Φv(lm) Pu(%)	K(lm/W)	x
01	220.38 0.3648	0.0362 0.2079	7.44 0.3275	0.9324 0.2079	4965.0 0.4913	75.0 0.9988	485.22 13.52	65.22 0.7201	0.3473
02	220.38 0.3648	0.0362 0.2078	7.44 0.3275	0.9324 0.2078	4966.9 0.4913	75.0 0.9988	485.07 13.52	65.20 0.7201	0.3472
03	220.41 0.3648	0.0361 0.2079	7.42 0.3275	0.9327 0.2079	4965.8 0.4913	75.0 0.9988	485.13 13.52	65.38 0.7201	0.3473
04	220.40 0.3648	0.0361 0.2078	7.43 0.3275	0.9334 0.2078	4966.2 0.4913	75.0 0.9988	485.20 13.54	65.30 0.7201	0.3473
05	220.35 0.3648	0.0362 0.2078	7.44 0.3275	0.9339 0.2078	4966.4 0.4913	75.0 0.9988	485.23 13.52	65.22 0.7201	0.3473
06	220.36 0.3648	0.0362 0.2079	7.44 0.3275	0.9321 0.2079	4964.6 0.4913	75.0 0.9988	485.10 13.55	65.20 0.7201	0.3473
07	220.36 0.3649	0.0362 0.2079	7.44 0.3275	0.9321 0.2079	4965.0 0.4913	75.0 0.9988	485.12 13.55	65.20 0.7201	0.3473
08	220.38 0.3648	0.0361 0.2078	7.43 0.3275	0.9324 0.2078	4966.2 0.4913	75.0 0.9988	485.08 13.54	65.29 0.7201	0.3473
09	220.41 0.3648	0.0361 0.2079	7.43 0.3275	0.9341 0.2079	4964.3 0.4913	75.0 0.9988	485.11 13.53	65.29 0.7201	0.3473
10	220.32 0.3648	0.0362 0.2078	7.44 0.3275	0.9339 0.2078	4967.1 0.4912	75.0 0.9988	485.05 13.51	65.20 0.7201	0.3472

\*Test Model : SMC

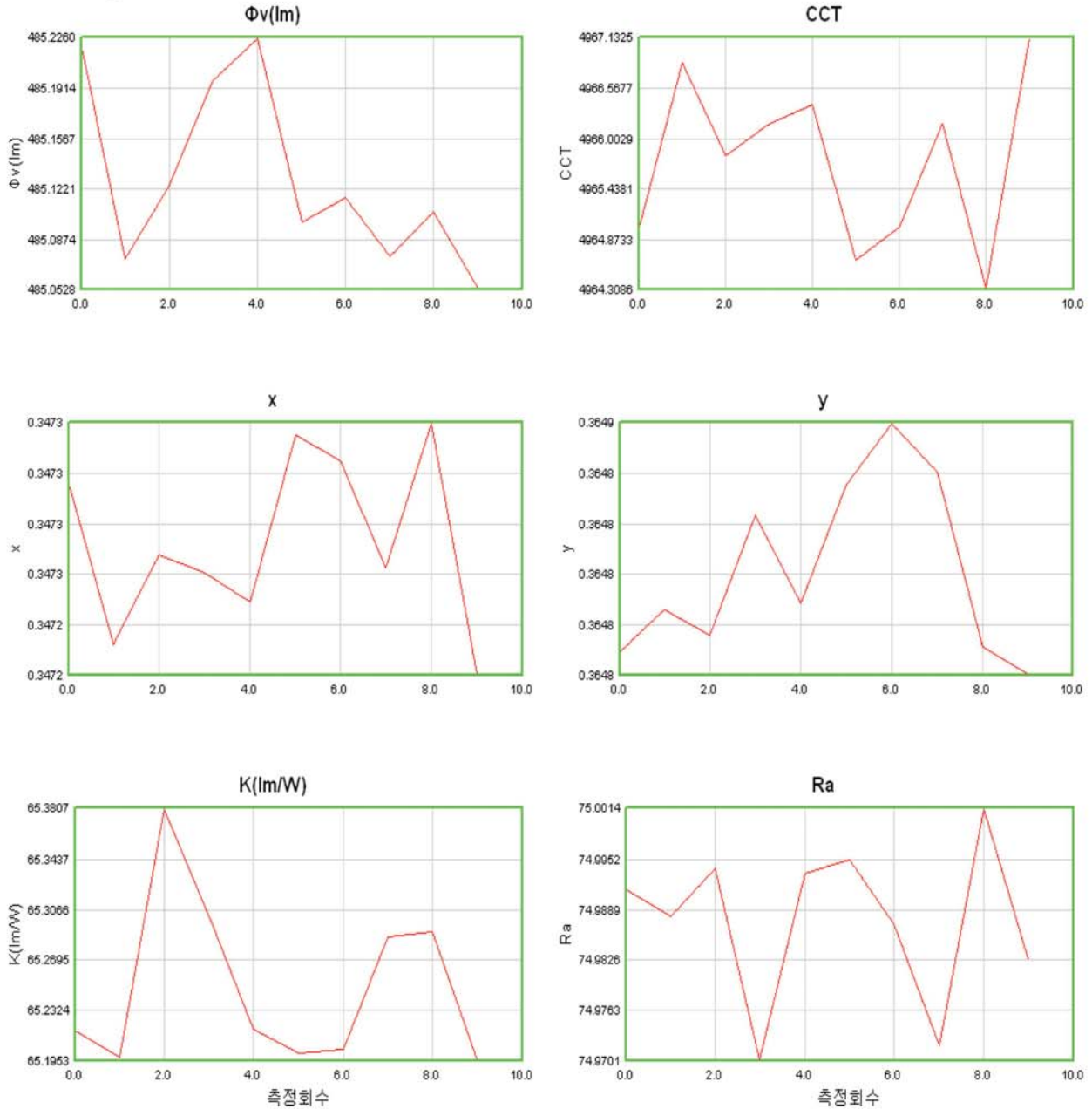
\*Test Date : 2010-05-18

\*Test Spec. : 5000K-8W-60

\*Test Lot.No : SMC1021-05

# LED Optical and Electrical Test Report(OPI-1000)

## Item Graph



\*Test Model : SMC

\*Test Date : 2010-05-18

\*Test Spec. : 5000K-8W-60

\*Test Lot.No : SMC1021-05