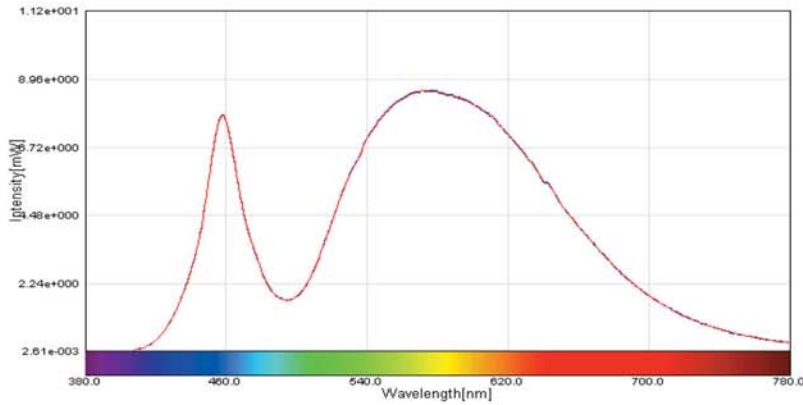
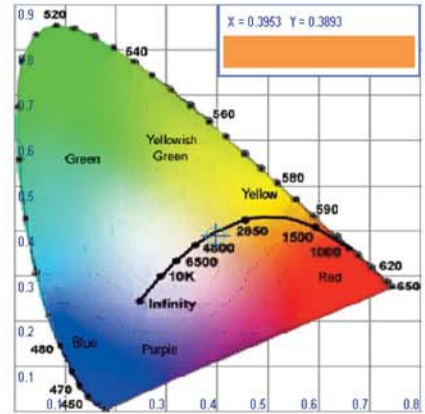


LED Optical and Electrical Test Report(OPI-1000)

■ Overlay Spectrum Graph



■ CIE Color Graph



■ Test Data

No.	Volts(V) y	Amps(A) u	Power(W) v	PF u'	CCT(°C) v'	CRI CCF'	Φv(lm) Pu(%)	K(lm/W)	x
01	220.10 0.3893	0.0360 0.2297	7.50 0.3395	0.9510 0.2297	3718.9 0.5092	75.2 1.0005	443.34 35.49	59.11 0.7201	0.3952
02	220.20 0.3893	0.0360 0.2298	7.50 0.3395	0.9520 0.2298	3718.7 0.5092	75.2 1.0005	443.22 35.50	59.10 0.7201	0.3953
03	220.20 0.3893	0.0360 0.2297	7.50 0.3395	0.9520 0.2297	3719.4 0.5092	75.2 1.0005	443.19 35.49	59.09 0.7201	0.3952
04	220.10 0.3894	0.0360 0.2297	7.50 0.3395	0.9520 0.2297	3718.6 0.5092	75.2 1.0005	443.16 35.52	59.09 0.7201	0.3953
05	220.10 0.3894	0.0360 0.2297	7.50 0.3395	0.9510 0.2297	3719.6 0.5092	75.2 1.0005	443.15 35.50	59.09 0.7201	0.3952
06	220.20 0.3894	0.0360 0.2297	7.50 0.3395	0.9510 0.2297	3719.3 0.5092	75.2 1.0005	443.09 35.50	59.08 0.7201	0.3952
07	220.20 0.3893	0.0360 0.2297	7.50 0.3395	0.9510 0.2297	3719.4 0.5092	75.2 1.0005	443.13 35.48	59.08 0.7201	0.3952
08	220.10 0.3894	0.0360 0.2297	7.50 0.3395	0.9510 0.2297	3719.6 0.5092	75.2 1.0005	442.99 35.50	59.07 0.7201	0.3952
09	220.10 0.3894	0.0360 0.2297	7.50 0.3395	0.9510 0.2297	3719.1 0.5092	75.2 1.0005	443.00 35.51	59.07 0.7201	0.3953
10	220.10 0.3893	0.0360 0.2297	7.50 0.3395	0.9510 0.2297	3718.9 0.5092	75.2 1.0005	443.03 35.50	59.07 0.7201	0.3953

*Test Model : MINI COMPACT

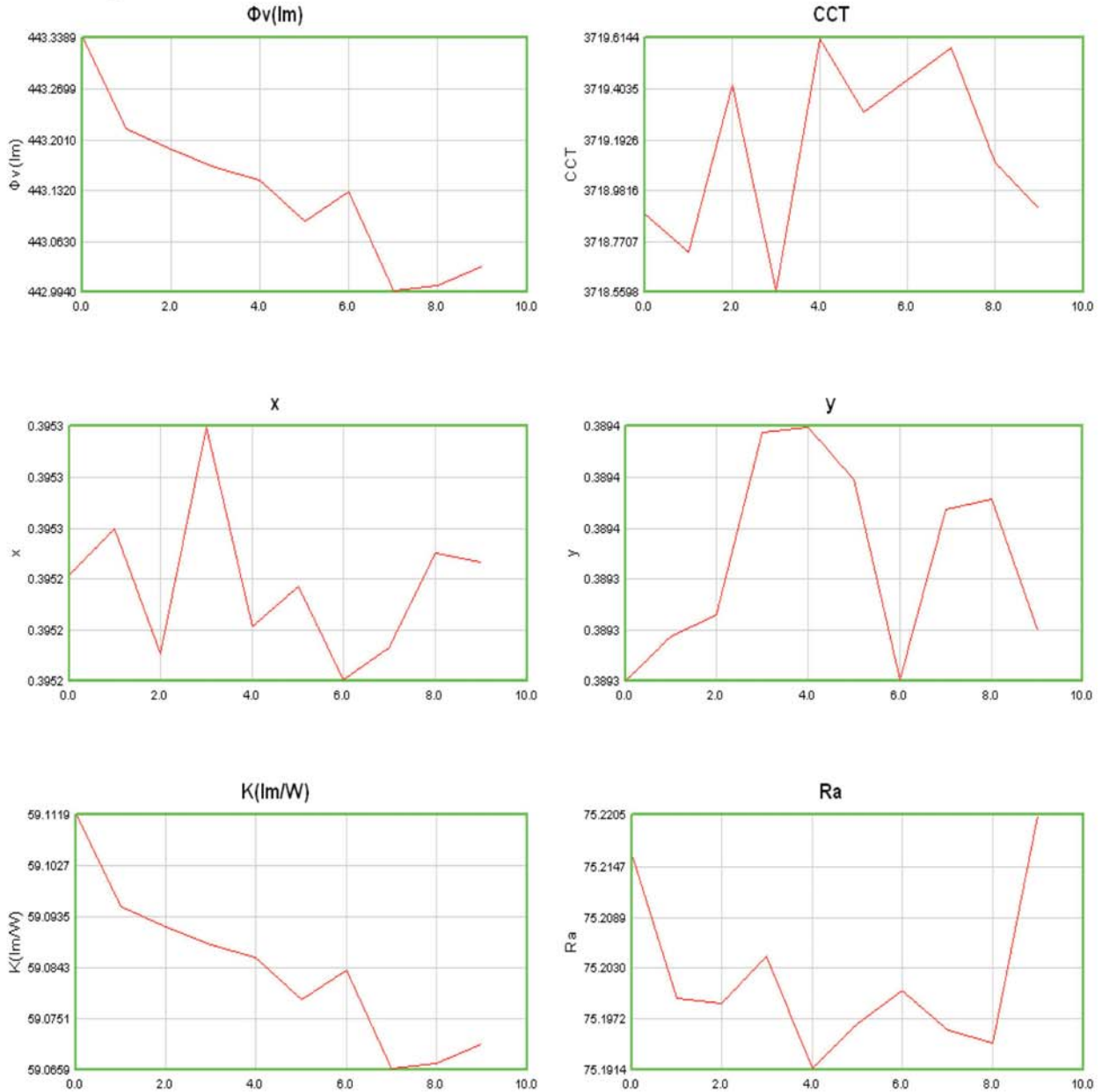
*Test Date : 2010-06-23

*Test Spec. : 8W-3800K-120

*Test Lot.No : SMC1026-07

LED Optical and Electrical Test Report(OPI-1000) Page 2/2

■ Item Graph



*Test Model : MINI COMPACT

*Test Date : 2010-06-23

*Test Spec. : 8W-3800K-120

*Test Lot.No : SMC1026-07