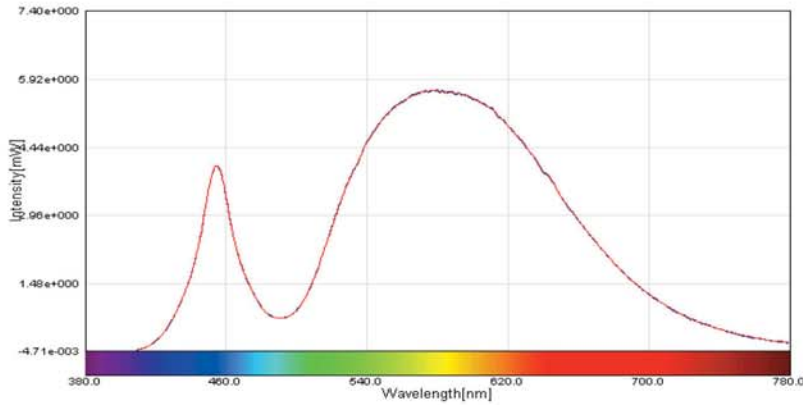
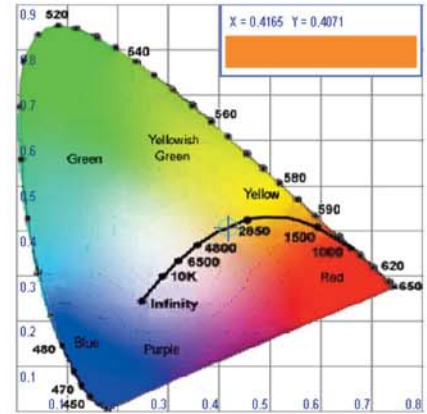


# LED Optical and Electrical Test Report(OPI-1000)

## ■ Overlay Spectrum Graph



## ■ CIE Color Graph



## ■ Test Data

No.	Volts(V) y	Amps(A) u	Power(W) v	PF u'	CCT(°C) v'	CRI CCF'	Φv(lm) Pu(%)	K(lm/W)	x
01	220.10 0.4071	0.0250 0.2362	4.60 0.3464	0.8420 0.2362	3399.6 0.5195	72.2 1.0009	290.97 47.25	63.25 0.7201	0.4164
02	220.10 0.4071	0.0250 0.2362	4.60 0.3463	0.8430 0.2362	3399.5 0.5195	72.2 1.0009	290.86 47.23	63.23 0.7201	0.4164
03	220.10 0.4071	0.0250 0.2362	4.60 0.3464	0.8400 0.2362	3398.8 0.5195	72.2 1.0009	290.92 47.25	63.24 0.7201	0.4165
04	220.10 0.4071	0.0250 0.2362	4.60 0.3463	0.8410 0.2362	3398.9 0.5195	72.2 1.0009	290.86 47.23	63.23 0.7201	0.4164
05	220.10 0.4071	0.0250 0.2362	4.60 0.3464	0.8400 0.2362	3399.0 0.5195	72.2 1.0009	290.91 47.25	63.24 0.7201	0.4165
06	220.10 0.4071	0.0250 0.2362	4.60 0.3464	0.8440 0.2362	3399.6 0.5195	72.2 1.0009	290.87 47.24	63.23 0.7201	0.4164
07	220.10 0.4071	0.0250 0.2362	4.60 0.3464	0.8430 0.2362	3399.7 0.5195	72.2 1.0009	290.85 47.24	63.23 0.7201	0.4164
08	220.10 0.4071	0.0250 0.2362	4.60 0.3464	0.8420 0.2362	3399.2 0.5195	72.2 1.0009	290.89 47.25	63.24 0.7201	0.4164
09	220.10 0.4071	0.0250 0.2362	4.60 0.3464	0.8410 0.2362	3399.5 0.5195	72.2 1.0009	290.95 47.25	63.25 0.7201	0.4164
10	220.10 0.4071	0.0250 0.2362	4.60 0.3463	0.8420 0.2362	3398.6 0.5195	72.2 1.0009	290.87 47.24	63.23 0.7201	0.4165

\*Test Model : MINI COMPACT

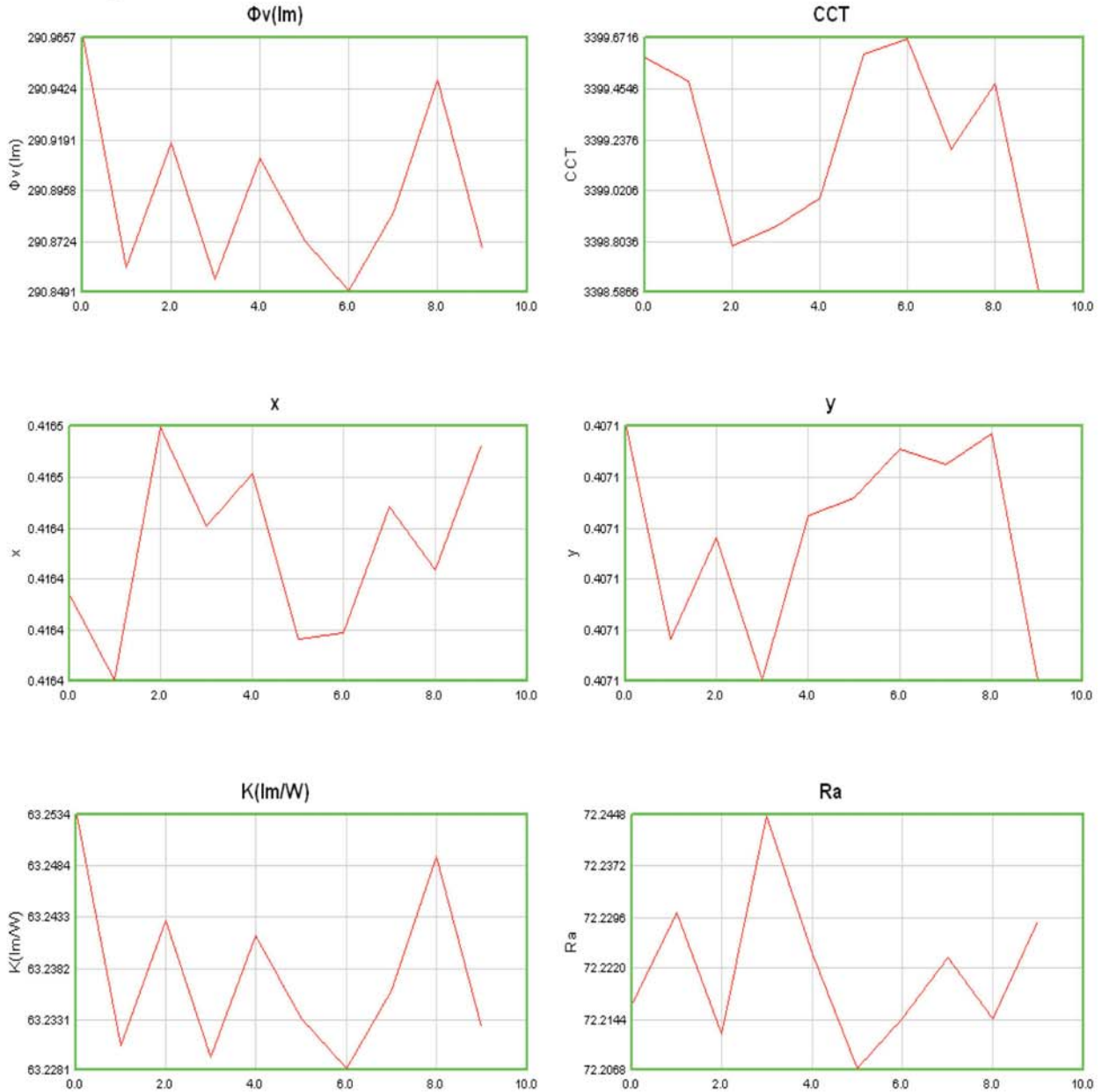
\*Test Date : 2010-06-04

\*Test Spec. : 5W-3800K-60

\*Test Lot.No : SCM1023-02

# LED Optical and Electrical Test Report(OPI-1000) Page 2/2

## ■ Item Graph



\*Test Model : MINI COMPACT

\*Test Date : 2010-06-04

\*Test Spec. : 5W-3800K-60

\*Test Lot.No : SCM1023-02