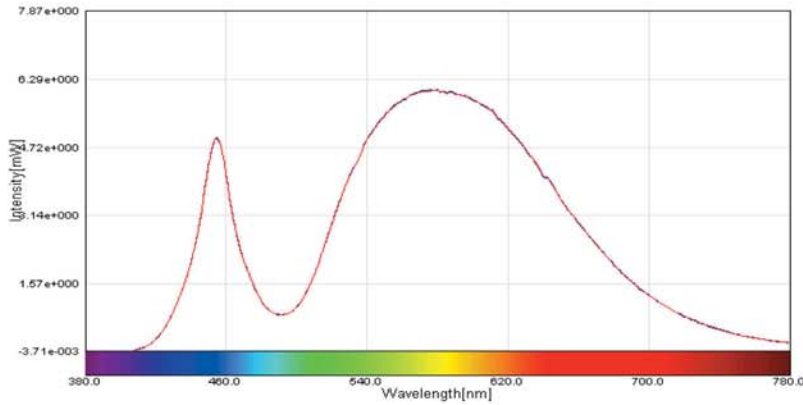
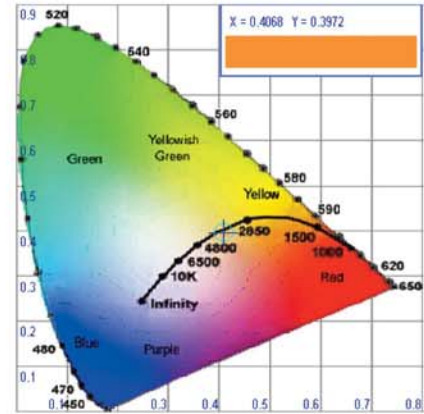


LED Optical and Electrical Test Report(OPI-1000)

■ Overlay Spectrum Graph



■ CIE Color Graph



■ Test Data

No.	Volts(V) y	Amps(A) u	Power(W) v	PF u'	CCT(°C) v'	CRI CCF'	Φv(lm) Pu(%)	K(lm/W)	x
01	220.00 0.3971	0.0250 0.2340	4.60 0.3427	0.8460 0.2340	3520.2 0.5141	73.0 1.0008	307.18 41.35	66.78 0.7201	0.4068
02	220.10 0.3971	0.0250 0.2340	4.60 0.3427	0.8480 0.2340	3520.6 0.5141	73.1 1.0008	307.10 41.35	66.76 0.7201	0.4067
03	220.10 0.3972	0.0250 0.2340	4.60 0.3428	0.8480 0.2340	3520.2 0.5141	73.1 1.0008	307.06 41.37	66.75 0.7201	0.4068
04	220.10 0.3971	0.0250 0.2340	4.60 0.3427	0.8500 0.2340	3520.5 0.5141	73.0 1.0008	307.08 41.36	66.76 0.7201	0.4067
05	220.10 0.3971	0.0250 0.2340	4.60 0.3427	0.8490 0.2340	3520.0 0.5141	73.0 1.0008	307.13 41.36	66.77 0.7201	0.4068
06	220.10 0.3971	0.0250 0.2340	4.60 0.3427	0.8490 0.2340	3520.2 0.5141	73.1 1.0008	307.07 41.36	66.76 0.7201	0.4068
07	220.00 0.3971	0.0250 0.2340	4.60 0.3427	0.8480 0.2340	3519.9 0.5141	73.0 1.0008	307.05 41.36	66.75 0.7201	0.4068
08	220.10 0.3971	0.0250 0.2341	4.60 0.3427	0.8480 0.2341	3520.0 0.5141	73.1 1.0008	307.11 41.33	66.76 0.7201	0.4067
09	220.00 0.3972	0.0250 0.2340	4.60 0.3428	0.8470 0.2340	3520.7 0.5141	73.0 1.0008	307.08 41.36	66.76 0.7201	0.4067
10	220.10 0.3972	0.0250 0.2340	4.60 0.3428	0.8480 0.2340	3520.1 0.5141	73.0 1.0008	307.14 41.37	66.77 0.7201	0.4068

*Test Model : MINI COMPACT

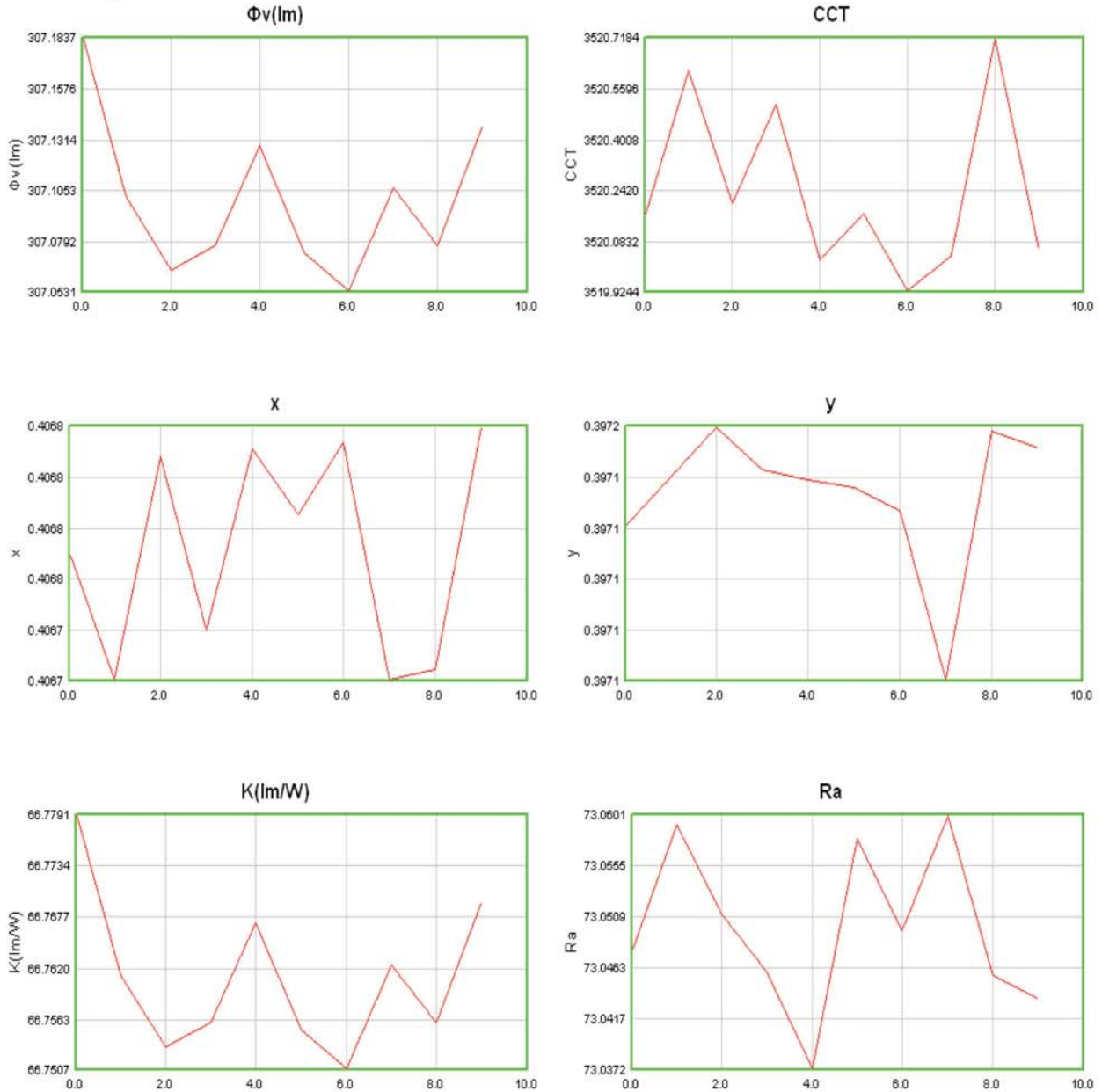
*Test Date : 2010-06-07

*Test Spec. : 5W-3800K-120

*Test Lot.No : SCM1024-02

LED Optical and Electrical Test Report(OPI-1000)

Item Graph



*Test Model : MINI COMPACT

*Test Date : 2010-06-07

*Test Spec. : 5W-3800K-120

*Test Lot.No : SCM1024-02