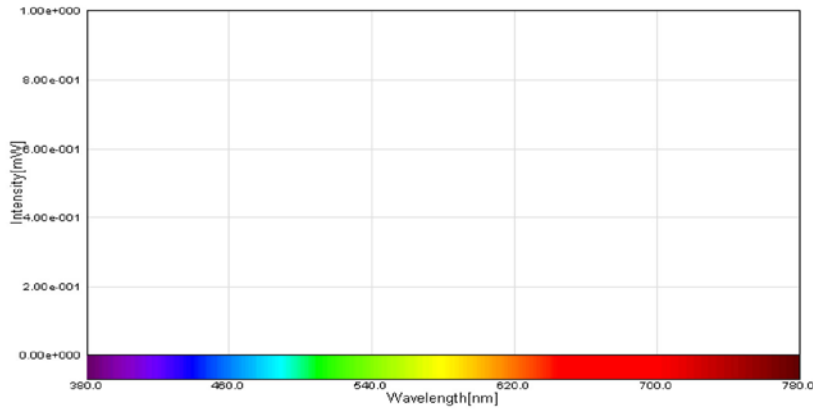
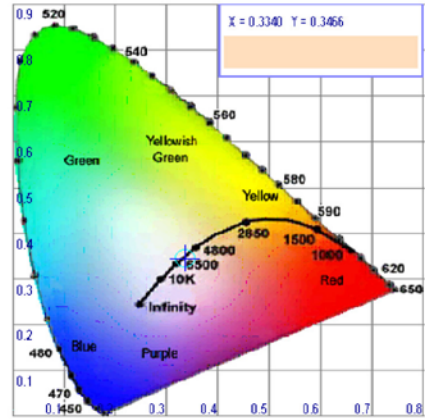


LED Optical and Electrical Test Report(OPI-1000) Page 1/2

■ Overlay Spectrum Graph



■ CIE Color Graph



■ Test Data

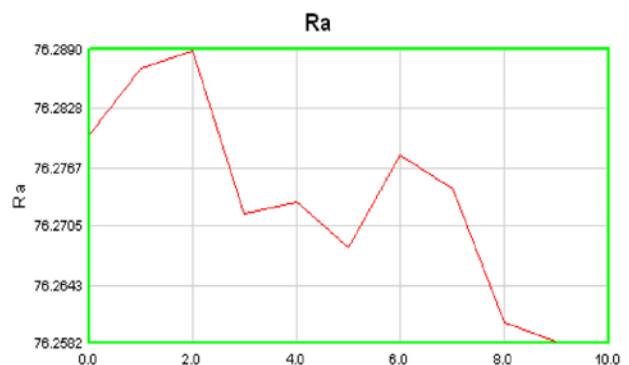
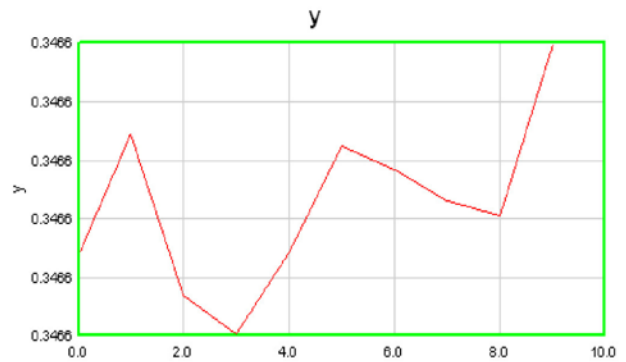
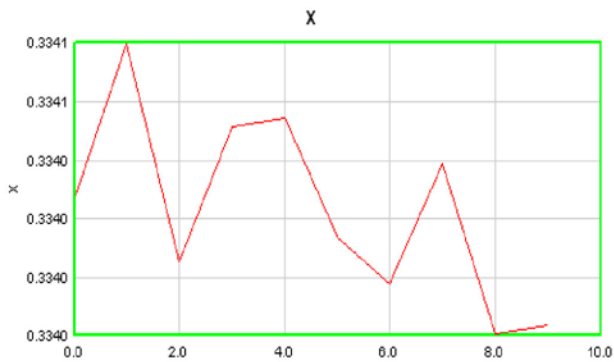
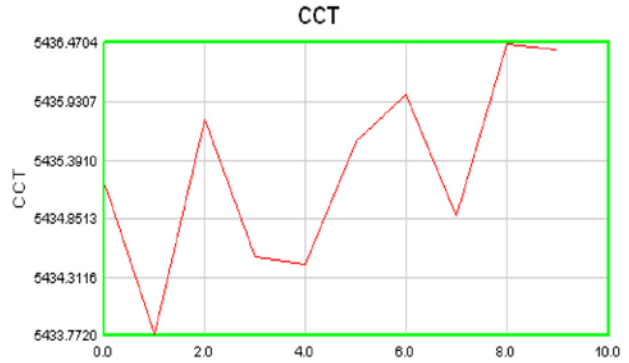
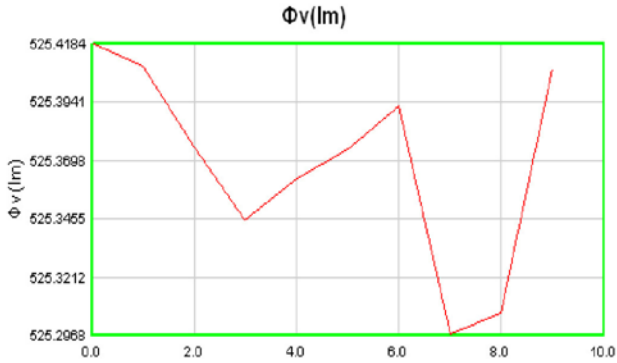
No.	Volts(V) y	Amps(A) u	Power(W) v	PF u'	CCT(°C) v'	CRI CCF'	Φv(lm) Pu(%)	K(lm/W)	x
01	220.43 0.3466	0.0364 0.2058	7.51 0.3204	0.9365 0.2058	5435.2 0.4806	76.3 0.9987	525.42 4.16	69.96 0.7926	0.3340
02	220.43 0.3466	0.0364 0.2059	7.51 0.3204	0.9365 0.2059	5433.8 0.4806	76.3 0.9987	525.41 4.17	69.96 0.7926	0.3341
03	220.44 0.3466	0.0363 0.2058	7.49 0.3204	0.9362 0.2058	5435.8 0.4806	76.3 0.9987	525.37 4.16	70.14 0.7926	0.3340
04	220.36 0.3466	0.0363 0.2059	7.50 0.3204	0.9368 0.2059	5434.5 0.4806	76.3 0.9987	525.35 4.16	70.05 0.7926	0.3341
05	220.38 0.3466	0.0363 0.2059	7.48 0.3204	0.9361 0.2059	5434.4 0.4806	76.3 0.9987	525.36 4.16	70.24 0.7926	0.3341
06	220.38 0.3466	0.0363 0.2058	7.48 0.3204	0.9361 0.2058	5435.6 0.4806	76.3 0.9987	525.37 4.17	70.24 0.7926	0.3340
07	220.38 0.3466	0.0362 0.2058	7.48 0.3204	0.9375 0.2058	5436.0 0.4806	76.3 0.9987	525.39 4.17	70.24 0.7926	0.3340
08	220.40 0.3466	0.0361 0.2058	7.47 0.3204	0.9376 0.2058	5434.9 0.4806	76.3 0.9987	525.30 4.17	70.32 0.7926	0.3340
09	220.40 0.3466	0.0361 0.2058	7.47 0.3204	0.9376 0.2058	5436.5 0.4806	76.3 0.9987	525.31 4.17	70.32 0.7926	0.3340
10	220.35 0.3466	0.0362 0.2058	7.47 0.3204	0.9371 0.2058	5436.4 0.4806	76.3 0.9987	525.41 4.18	70.34 0.7926	0.3340

*Test Model : SMB *Test Date : 2010-05-18

*Test Spec. : 5000K-8W-140 *Test Lot.No : SGL1021-03

LED Optical and Electrical Test Report(OPI-1000) Page 2/2

Item Graph



*Test Model : SMB

*Test Date : 2010-05-18

*Test Spec. : 5000K-8W-140

*Test Lot.No : SGL1021-03