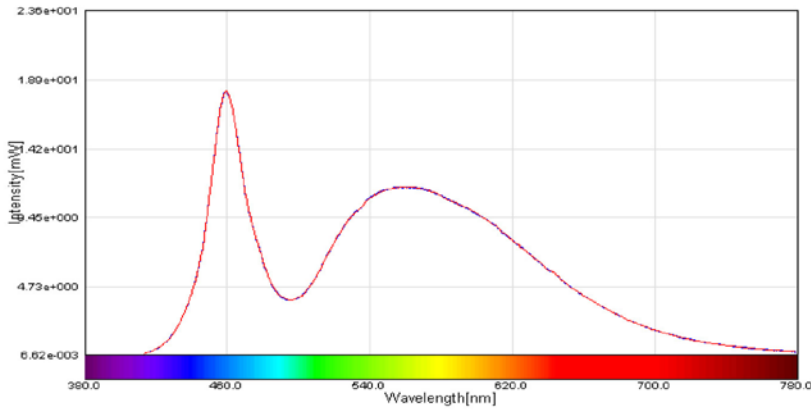
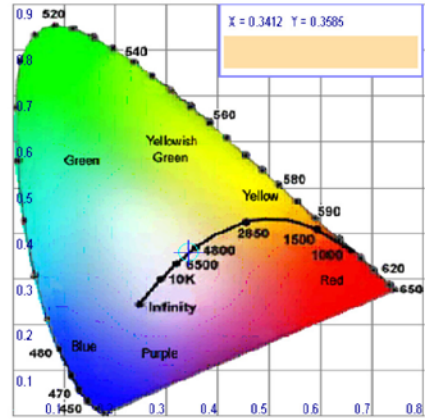


# LED Optical and Electrical Test Report(OPI-1000) Page 1/2

## ■ Overlay Spectrum Graph



## ■ CIE Color Graph



## ■ Test Data

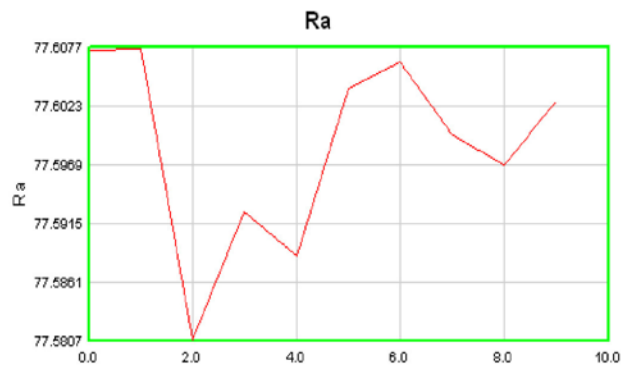
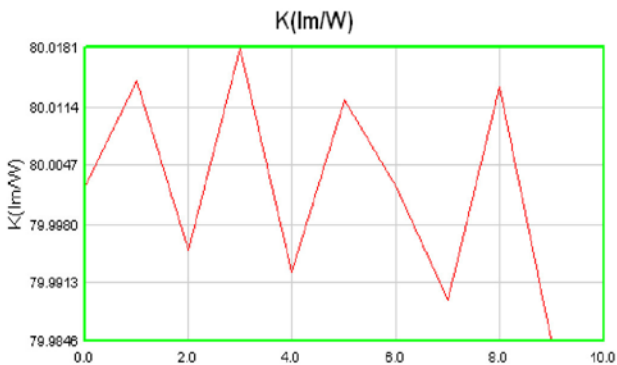
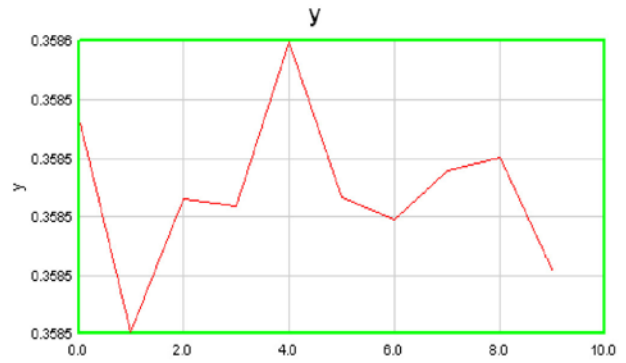
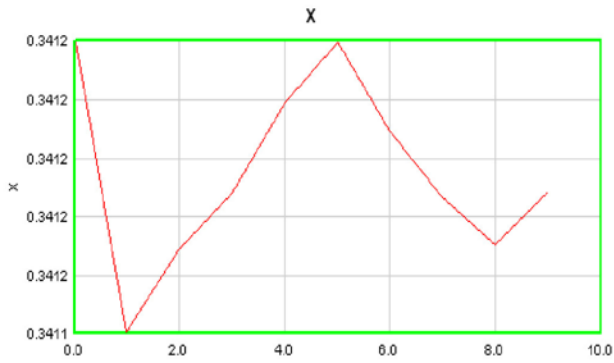
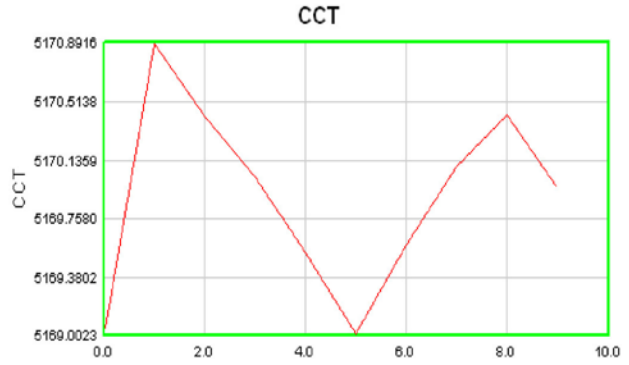
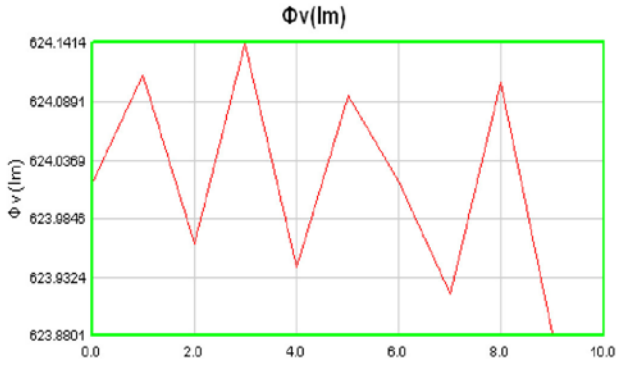
No.	Volts(V) y	Amps(A) u	Power(W) v	PF u'	CCT(°C) v'	CRI CCF'	Φv(lm) Pu(%)	K(lm/W)	x
01	220.00 0.3585	0.0380 0.2062	7.80 0.3250	0.9360 0.2062	5169.1 0.4874	77.6 0.9986	624.02 9.88	80.00 1.4085	0.3412
02	220.00 0.3585	0.0380 0.2062	7.80 0.3249	0.9360 0.2062	5170.9 0.4874	77.6 0.9986	624.11 9.85	80.01 1.4085	0.3411
03	220.10 0.3585	0.0380 0.2061	7.80 0.3249	0.9370 0.2061	5170.4 0.4874	77.6 0.9986	623.96 9.87	80.00 1.4085	0.3412
04	220.10 0.3585	0.0380 0.2062	7.80 0.3249	0.9370 0.2062	5170.0 0.4874	77.6 0.9986	624.14 9.87	80.02 1.4085	0.3412
05	220.10 0.3586	0.0380 0.2061	7.80 0.3250	0.9370 0.2061	5169.5 0.4874	77.6 0.9986	623.94 9.89	79.99 1.4085	0.3412
06	220.00 0.3585	0.0380 0.2062	7.80 0.3249	0.9360 0.2062	5169.0 0.4874	77.6 0.9986	624.09 9.87	80.01 1.4085	0.3412
07	220.10 0.3585	0.0380 0.2062	7.80 0.3249	0.9350 0.2062	5169.6 0.4874	77.6 0.9986	624.02 9.87	80.00 1.4085	0.3412
08	220.10 0.3585	0.0380 0.2061	7.80 0.3249	0.9350 0.2061	5170.1 0.4874	77.6 0.9986	623.92 9.87	79.99 1.4085	0.3412
09	220.10 0.3585	0.0380 0.2061	7.80 0.3249	0.9360 0.2061	5170.4 0.4874	77.6 0.9986	624.11 9.88	80.01 1.4085	0.3412
10	220.10 0.3585	0.0380 0.2062	7.80 0.3249	0.9370 0.2062	5170.0 0.4874	77.6 0.9986	623.88 9.86	79.98 1.4085	0.3412

\*Test Model : COM PACT \*Test Date : 2010-06-07

\*Test Spec. : 8W-5000K-120 \*Test Lot.No : SCP1024-03

# LED Optical and Electrical Test Report(OPI-1000) Page 2/2

## Item Graph



\*Test Model : COM PACT

\*Test Date : 2010-06-07

\*Test Spec. : 8W-5000K-120

\*Test Lot.No : SCP1024-03