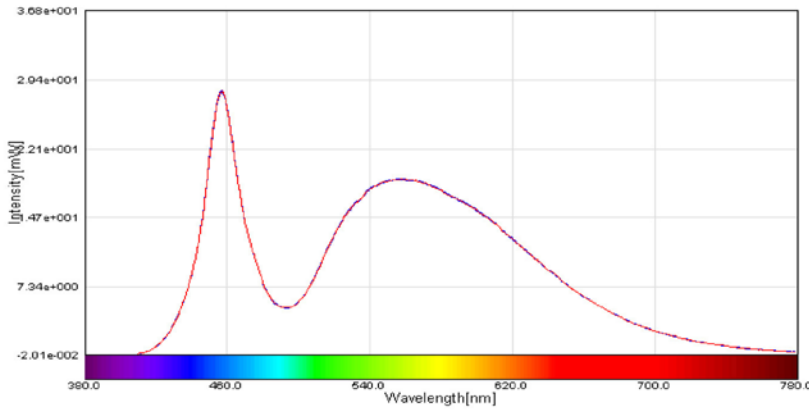
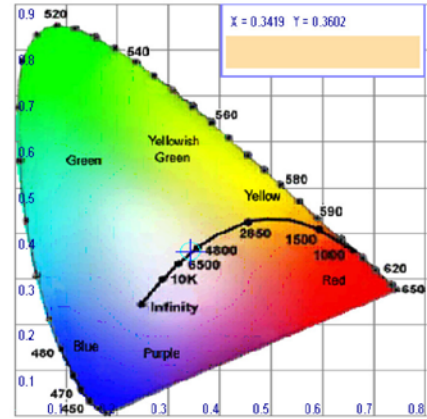


LED Optical and Electrical Test Report(OPI-1000) Page 1/2

■ Overlay Spectrum Graph



■ CIE Color Graph



■ Test Data

No.	Volts(V) y	Amps(A) u	Power(W) v	PF u'	CCT(°C) v'	CRI CCF'	Φv(lm) Pu(%)	K(lm/W)	x
01	220.38 0.3602	0.0583 0.2060	11.24 0.3256	0.8747 0.2060	5144.7 0.4883	75.2 0.9987	1000.53 10.56	89.02 1.4085	0.3420
02	220.34 0.3602	0.0583 0.2061	11.25 0.3255	0.8756 0.2061	5144.7 0.4883	75.2 0.9987	999.99 10.55	88.89 1.4085	0.3420
03	220.34 0.3602	0.0583 0.2061	11.25 0.3256	0.8756 0.2061	5143.8 0.4883	75.2 0.9987	1000.36 10.57	88.92 1.4085	0.3420
04	220.41 0.3602	0.0584 0.2060	11.24 0.3256	0.8724 0.2060	5145.9 0.4883	75.2 0.9987	1000.40 10.56	89.00 1.4085	0.3419
05	220.41 0.3602	0.0584 0.2060	11.24 0.3256	0.8724 0.2060	5144.1 0.4883	75.2 0.9987	999.92 10.57	88.96 1.4085	0.3420
06	220.40 0.3603	0.0582 0.2060	11.23 0.3256	0.8754 0.2060	5144.3 0.4884	75.2 0.9987	1000.33 10.58	89.08 1.4085	0.3420
07	220.37 0.3602	0.0582 0.2061	11.22 0.3256	0.8753 0.2061	5143.7 0.4883	75.2 0.9987	999.75 10.56	89.10 1.4085	0.3420
08	220.37 0.3602	0.0582 0.2061	11.22 0.3255	0.8753 0.2061	5144.0 0.4883	75.2 0.9987	1000.59 10.55	89.18 1.4085	0.3420
09	220.35 0.3602	0.0581 0.2061	11.23 0.3256	0.8776 0.2061	5143.1 0.4883	75.2 0.9987	999.97 10.57	89.04 1.4085	0.3420
10	220.35 0.3602	0.0581 0.2060	11.23 0.3255	0.8776 0.2060	5145.1 0.4883	75.2 0.9987	1000.27 10.55	89.07 1.4085	0.3419

*Test Model : SNC

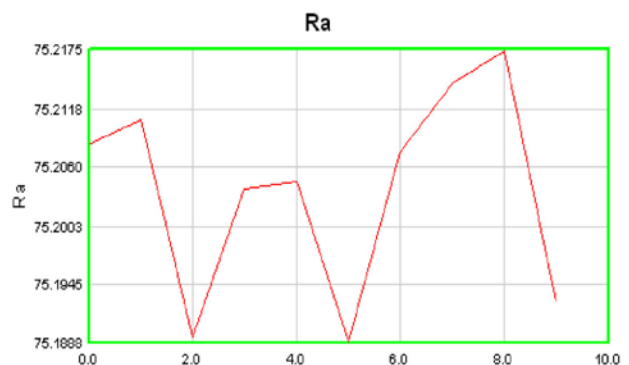
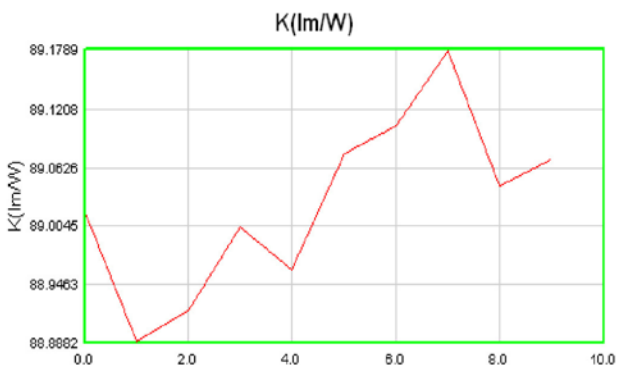
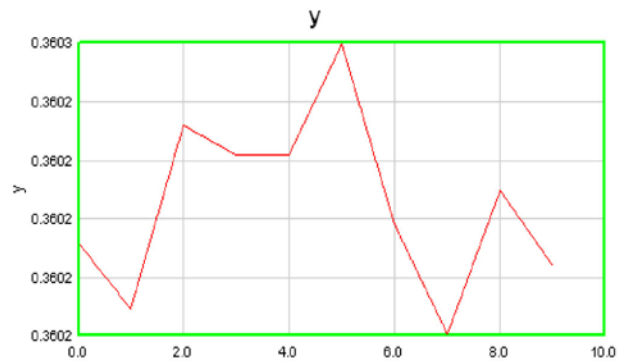
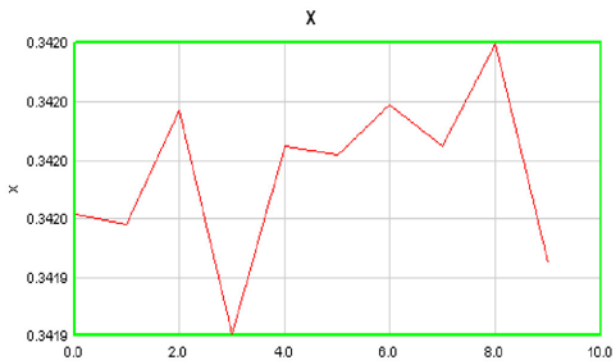
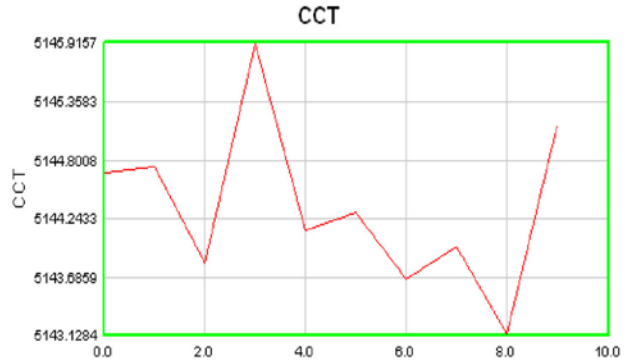
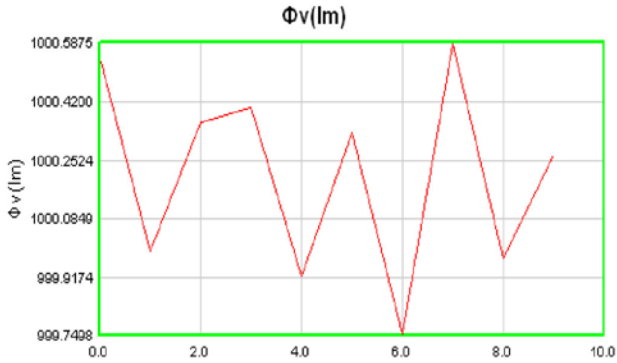
*Test Date : 2010-05-18

*Test Spec. : 5000K-12W-120

*Test Lot.No : SCP1021-03

LED Optical and Electrical Test Report(OPI-1000) Page 2/2

Item Graph



*Test Model : SNC

*Test Date : 2010-05-18

*Test Spec. : 5000K-12W-120

*Test Lot.No : SCP1021-03